



## Des Moines WoodTurners Chapter Meeting Announcement & Newsletter

May 2025 a 501(c)(3) Non-profit Organization Bulletin 2025-05

### May 10<sup>th</sup> Demonstration-Threading Chris Saleh, Roger Nass, Donna Byers



#### **Donna Byers:**

I started turning, probably in the 80's. Have for the most part, been self taught. I started with pens & made a few hundred. The largest bowl I have made was about 14". I mostly do small stuff & really like making boxes & ornaments. Many of the items go to the State Fair for our booth. I started out with a small Ryobi lathe & after a couple others, I now have a Laguna 18/36.



#### **Chris Saleh:**

Chris began his woodworking journey around age ten under the tutelage of his dad, a cabinet maker by trade and a hobby turner. Chris mainly focused on flatwork until he got his first lathe in 2020 and has been turning regularly since then. He started off making bowls and platters but has since gained an appreciation for spindle turning. Lately his interests have been centered around thread chasing and gaining proficiency with the skew chisel.



#### **Roger Nass:**

Upon retiring in 2003 I was looking for a hobby to occupy my spare time. At this same time we moved to Ames, Iowa, and selected a property with a house and an outbuilding which could serve as a shop. I acquired woodworking equipment and started to build Craftsman style furniture. I hosted an Ames Woodworking Club meeting on pen turning and got hooked on the world of woodturning.

After developing technical skills which allowed me to turn about any form I desired (bowls, platters, vases, hollow forms, etc.), I started to seek specific tree species and special areas within the tree that had interesting grain.

As a turner I frown upon painting or dying the turned piece. Instead, I want to expose the beauty of wood as it appears in the living tree.

I also turn objects that have a useful purpose as well as being nice to look at.

I started turning hollow forms, and to make them useful I put threaded closures on them. This led me on a journey of how to thread. I started with hand chasing and ended up with machine threading. This allows me to use any wood, including spalted wood, in any configuration (end or cross grain).

**A Chapter Challenge**  
**Dennis Anderson, Chapter President**

Why not enter at least one turning into the Iowa State Fair judging this year?

Beginner or professional, all can participate. Yes, some will get ribbons, but all get the fun of seeing your work displayed and giving others attending the fair the opportunity to see the creations our Chapter makes.

Bowls, lidded boxes, hollow vessels, pens and more can all be entered.

Entries can be made online between May 1 and July 1 and the actual entry must be delivered to the Cultural Center at the fairgrounds on Saturday, August 2.

Read the details:

[https://storage.googleapis.com/iowa-state-fair/IFL/25\\_ifl\\_woodprojects.pdf](https://storage.googleapis.com/iowa-state-fair/IFL/25_ifl_woodprojects.pdf).


**What will you turn and enter into the State Fair judging?**

**DWMT Board Meeting**  
**++All are Invited++**

Board meetings are open to all members. The next board meeting is May 28 at approximately 10:30 AM at Valley West.

**Are you signed up for a Woodturning Class?**

Please check page 14. There have been a number of changes in class assignments. Please make sure you are in the right class at the right time. If not, please email [John Amberg](mailto:John.Amberg@iowa-state-fair.org).



**May 10<sup>th</sup> Turning Challenge**  
**Christmas Tree**  
**And / Or**  
**Candle Holder**

Do not put your name on your turning challenge items. Please place them on the turning challenge table.



## Future Educational Programs

June 14<sup>th</sup>: **Will Zitterich** - Making and Finishing Urns

July 12<sup>th</sup>: **Dick Meuler** - Chuck Maintenance

September 13<sup>th</sup>: **Greg Ellyson** - Small Fancy Trees (popular at the Fair)

October 11: Phil Holtan, Eagan, MN. - Burls to Bowls ([www.philholtan.com](http://www.philholtan.com))

November 8:, **Tad Tadlock** - TBD



### Making and Finishing Urns Will Zitterich

Date: June 14

Time: 1 PM or so

Location: Valley West Mall




### Chuck Maintenance Dick Meuler

Has your chuck become sticky? Dick Meuler will demonstrate how to disassemble, clean and (importantly) reassemble your chuck.

Date: July 12

Time: 1 PM or so

Location: Valley West Mall



## Summer Chapter Meetings

The Chapter meetings on June 14 and July 12 will be casual get togethers.

Bring your show and tell.

Refreshments will be available.

There is no chapter meeting in August because of the Iowa State Fair.

The networking meetings will be held as usual on June 25, July 23 and August 27.



## **Volunteers Needed**

### **Bring Cookies and Donuts**

Please bring 3 dozen donuts for the Wednesday morning Networking meeting.

Please bring 4 packages of cookies for the Saturday afternoon Chapter meeting.

The signup sheet is near the desk at Valley West.

Volunteers are needed for all meetings of 2025.

Bring your receipts to **Stan Merrell** for prompt and cheerful reimbursement.

## **Member Spotlight - Mark Hayes**



We came across this chestnut oak tree with an odd stripe on our hike a couple days ago. After reaching out to friends at the forest service and the city arborist, here is what we learned.

The tree has a good lean to it. It most likely twisted and had a serious stress crack, so the tree compartmentalized the wound by growing a new layer of bark over it from both sides. That's why we see the seam down the middle.

This is called CODIT in the tree world. CODIT stands for Compartmentalization Of Decay In Trees, a model describing how trees respond to injury by forming barriers to contain decay and prevent its spread.

## **Newsletter News**

The newsletter is NOT published in June, July and August.

The next newsletter will be available on or about September 3, 2025.

Thanks for reading the newsletter.



## State Fair Inventory Update

Sale Items for the 2025 State Fair	Target	Out for Turning	Current Inv	Need to Make
Pens (Simple Wooden)	300	97	48	252
French Rolling Pins - Short 9-12"	15	0	15	0
French Rolling Pins - Med 16-18"	46	0	46	0
French Rolling Pins - Lng 20-24"	10	4	0	10
Standard Rolling Pin - 12"	15	0	0	15
Standard Rolling Pin - 16"	25	0	4	21
Standard Rolling Pin - 19"	25	0	0	25
Standard Rolling Pin - 24"	15	4	4	11
Tree - Standing	300	28	134	166
Spurtles, Short ~ 10"	125	11	68	57
Spurtles, Medium ~ 14"	150	21	93	57
Spurtles, Long ~ 17"	27	8	9	18
Tops	225	12	161	64
Honey Dippers	72	4	13	59
Bowls	90	NA	54	36
Segmented Bowls	20	NA	11	9
Natural Edge Bowls	20	NA	2	18
Dibbles	50	NA	21	29

## Summary of State Fair Turnings Demonstration April 12, 2025 Chapter Meeting

Club members **Duane Groenenboom** and **Mark Hayes** discussed State Fair turnings and demonstrated by turning trees and pens.

Mark turned a 1-inch diameter by about 8-inch round stock into a pen in which the club then inserts a BIC type ink cartridge. He mentioned these remain a very popular and "best deal at the fair" for buyers. Use of pin jaws in a chuck along with a tailstock support is recommended to hold the project. Mark used a Sorby beading tool to add three beads near the top of the pen and then used a thin Formica piece to burn the lines between the beads. A wire could be used to burn lines. Then using a spindle gouge, he formed a shape to fit a hand. He mentioned there are many designs including baseball bats and pens with a basketball on top that are popular.

Duane demonstrated turning a tree from red cedar. Preference is for 6 inch or taller trees. First, he formed the cone using a roughing gouge, then a tenon to mount to a chuck. He has used 3/8, 1/2, or 5/8 inches between the boughs of the tree, depending on the desired look. A thin parting tool was used to mark the boughs, then a spindle gouge to form each branch shape. A detail gouge was used to clean edges and form the topper. Then it was sanded with 220 grit sandpaper to remove tool marks. 400 grit sandpaper can be used for added finish. The topper had to be completed prior to forming the trunk so that it would maintain structural integrity when no tail stock support would be used. Then friction polish was added to complete the project.

Duane discussed turning and dying a tree with cactus juice. First complete rough turning, then use a toaster oven to remove moisture from the wood. Weighing the wood first, then toasting, then weigh again and complete the process until there is no reduction in weight at which point he assumed moisture is gone. Then soaked in cactus juice and put into a vacuum pot. Approximately 90 minutes for light coloration and up to 5 hours for a deep color. The project is then turned and completed the same as the tree he demonstrated on the lathe.

Mark demonstrated tree enhancements. First turn the tree to desired shape. Then add a coat of sanding sealer. A gouge can be used to cut decorative lines at the bough ridges. Then he used a Sorby texturing tool to add impressions in each bough. Next, he applied a colored Briwax coat to the tree boughs, followed by buffing with a towel and then buffing with a Scotch Brite white pad to buff (0000 steel wool could also be used). The deeper color remained in the Sorby ridges and the balance had a lighter color enhancement. A second tree enhancement by Mark used a shaped birch tree about 5-inch diameter and 10 inch height that did not have bough markings. The wood had been blackened with a torch, then 2-3 coats of sanding sealer. Mark then added a white Minwax highlighting wax liberally to the tree followed by buffing with a Scotch Brite pad to remove all white except what was retained in the depressions and markings on the tree. End result is a black tree shape with white accents throughout. He mentioned Behr antique glaze is an option to use in place of the Minwax highlighting wax. The entire presentation demonstrated ways to add accents to make each tree unique and appealing to the eye.

Respectfully submitted by Dennis Anderson

## Targeting selling about 1,960 items this year

Item	Count	Price
Pens – simple wooden pens for kids	300	\$3
Fancy Pens	50	\$25-50
Rolling Pins – French and Standard	150	\$15-35
Christmas Trees >6" and Specialty trees	250	\$12-50
Spurtles – three different lengths	315	\$10-18
Tops	225	\$7
Bowls 90, natural edge 20, segmented 20	130	\$10-150
Christmas ornaments	100	\$5-15
Planting Dibbles	60	\$10
Coffee Scoops	50	\$10
Lidded boxes	40	\$7-30
Misc. – yoyos, pin cushions, etc.	165	\$5-25

- We need **Quality** items!! If you wouldn't give it to your spouse, it probably won't sell well at the fair!
- Make sure there is no tear out or sanding lines and feels smooth to the touch!
- This year we are looking for some items like segmented or resin bowls that we can price at \$100 or more to see if they will sell.
- Specialty Christmas trees are a new items and will be priced individually

### Volunteers Needed

#### 2025 Iowa State Fair, August 7 to 17

- 8 volunteers needed to work the booth each day.
- Two demonstrators are needed per day from 9 am to 6 pm.
- Sales are from 9 am to at least 6 pm (or later if busy as determined by coordinator).
- Paid fair entrance and parking tickets to those volunteers who help at the fair
- Help needed to setup and tear down before and after the fair.
- **Dan Carlson** will be contacting members starting in late April through May.
- If you have questions contact **Dan Carlson** ([dano1466@yahoo.com](mailto:dano1466@yahoo.com))

### Des Moines Woodturners Wearables



Members wanting Des Moines Woodturners logo embroidered on clothing are advised to purchase shirts, sweatshirts or turning smocks of their choice and style. These must be BRAND NEW and UNWASHED and can be delivered to any officer or board member. When enough items are collected to meet minimums, they will be taken to the embroiderer. Be sure to attach a note with your name to the collar of each garment submitted indicating if and how you want your name embroidered along with the Chapter logo. The DM Woodturners logo and your name costs \$16.00 paid at the time the item is given to Rob Beattie. Chat with **Rob Beattie** if you have questions. 515-282-4532 or [beattie.r@mchsi.com](mailto:beattie.r@mchsi.com).



## Show and Tell



Craig Wyckoff



Mark Hayes



Tad Tadlock



Scott Smith



Scott Smith



Scott Smith



Dave Dvorsky



Dave Hendricks



Craig Wyckoff



## Show and Tell



Vern Kinderknecht



Daniel Henderson



Craig Wyckoff



Paul Fitzpatrick



Greg Ellyson



Jack Rolison



Dave Dworsky



Duane Strempeke



Mark Hayes

## Show and Tell



Chris Saleh



Chris Saleh



Chris Saleh



Albert Bustillos



Dennis Anderson



Daniel Henderson



Steve Downey



Dan England



Greg Livingston



## Show and Tell



Mike Eckerty



Mike Eckerty



Craig Wyckoff



Bryan Herold



Duane Strempe



Dave Hendricks



Greg Livingston



Greg Livingston



Dennis Anderson



## Show and Tell



Donna Byers




Albert Bustillos



Donna Byers



Donna Byers



Greg Ellyson



Donna Byers

## A Special Thank You from the Publisher

Member **Gil Lea**, is our Show and Tell photographer. Thanks, Gil.  
Please help Gil (and me) by putting your name on your Show and Tell items.

### 2025 Woodturning Classes

**General Information:** You will receive an information packet by email approximately 1 month before the class. It contains a list of required accessories, location and safety information. A reminder will arrive about 1 week before the class. The fee is collected on the day of the class. There is no penalty for cancellation, but please let us know ASAP if you have to cancel.

**Basic Woodturning:** If you have not taken Basic Woodturning you will find it useful if you're new to turning, been away from the lathe for awhile or would just like a refresher. Enhance your spindle turning skills. It is a fun day and a confidence builder. In addition, it is the prerequisite for the other courses. DWMT provides the tools and wood. Homework is assigned between classes so you will need access to a lathe. Basic Woodturning is two consecutive Mondays, 8:30 to 5. Cost: \$40.

**Basic Bowl Turning:** This class touches on basics of wood harvesting, differences from spindle turning, and introduces the bowl gouge. You will practice on a Poplar blank before turning your Hard Maple bowl. The class is one full day. DMWT provides the tools and blanks, you provide the accessories and face shield. This is a one day class. Cost: \$20.

**Basic Segmenting:** This class will cover the basics of making segmented projects, from calculating segment angles and sizes, ring diameters needed, segment wood prep, gluing and clamping, to accurate cutting fixtures. You'll glue together furnished pre-cut segments and clamp them. Turning will be demonstrated but students won't be using the lathe in the class. Pre-cut segments for glue-up practice will be furnished. Bring paper and pencil to take notes. This is a one day class. Cost: \$20.

**Basic Skew Chisel:** This class will introduce students to the proper techniques and use of the tool as well as sharpening. Students will furnish their own skew chisel(s) (3/4 inch and up preferred). We will use the same accessories as in the Basic Woodturning Class. This is a one day class. Cost: \$20.

**Basic Sharpening:** The sharpening class will use lathe mounted sandpaper sharpening wheels and wooden dowels to teach the techniques of sharpening. This class is primarily for gouges but will also touch on a variety of other common traditional turning tools such as parting tools, skew, bedan and scrapers. In addition, sharpening hollowing tools, thread chasers, hook tools and common flat carbide cutters will be discussed. After practice, students will have the opportunity to sharpen their own tools using the Oneway Wolverine Sharpening system and CBN wheels. This is a one day class. Cost: \$20.

Please contact John Amberg at [johnaamberg@yahoo.com](mailto:johnaamberg@yahoo.com) for further information or to sign up.

## Training Classes

Training classes are still available. If you are enrolled, please confirm you are in the correct class at the correct time. If you are unable to attend a class you are enrolled in please contact [John Amberg](#) ASAP. If you would like to be on a waiting list, let me know.

Early Spring	Late Spring	Early Fall	Late Fall
Basic Woodturning	Basic Woodturning	Basic Woodturning	Basic Woodturning
Completed-April	Completed-May	Sep 15 & 22, 2025	Oct 20 & 27, 2025
Jerry Peek Todd Gaff Hanna Hagen Dave Filanowicz	Bryan Stearns Kevin Wheeler Brent Heuer Mike Kruse	Marc Swanson Rod Putney Jon Bos Pat Medved	Patty Hemphill Scott Smith 2 1
Basic Skew	Basic Segmenting	Basic Segmenting	Basic Skew
Completed-April	May 5, 2025	Sep 29, 2025	Nov 3, 2025
Duane Strempe Jeff Newhook Paul Fitzpatrick Myles Hegstrom	Duane Strempe Paul Fitzpatrick Kevin Wheeler Hanna Hagen	Jerry Peek Jeff Newhook 2 1	Jon Bos 3 2 1
Basic Bowl	Basic Bowl	Basic Bowl	Basic Bowl
Completed-April	May 12, 2025	Oct 6, 2025	Nov 10, 2025
Jerry Peek Paul Fitzpatrick Hanna Hagen Vern Kinderknecht	Tom Smith Mike Kruse Kevin Wheeler Brent Heuer	Rod Putney Pat Medved Bryan Stearns 1	Jeff Newhook 3 2 1
Basic Sharpening	Basic Sharpening	Basic Sharpening	Basic Sharpening
Completed-May	May 19, 2025	Oct 13, 2025	Nov 17, 2025
Jerry Peek Su George Mike Eckerty Bill Chrisman	Duane Strempe Dan MacAlpine Jeff Newhook Vern Kinderknecht	Pat Medved 1 Patty Hemphill Hugh Morris	Brent Heuer Tom Golding Brad Huyser Mike Kruse



## Training Class Graduates



**Jerry Peek**



**Su George**



**Mike Eckerty**



**Bill Chrisman**

### Basic Sharpening



**Bryan Stearns**



**Kevin Wheeler**



**Brent Heuer**



**Mike Kruse**

### Basic Woodturning

## Mentoring Program

The Des Moines Woodturners Inc. (DMWT) invites members to use the Mentor Program. Below is a list of volunteers, members in good standing, who are willing to share their experience and answer specific questions to help you with a particular problem. Each mentor's strengths are noted along with their name and city location. Select who might be best to contact, based on your questions and how far they are from you. As volunteers, it will be up to the mentor to decide if they can help, whose shop will be used and what mentoring will look like based on the need.

Webpage: [DMWT Mentoring Program](#)

**Dan Carlson**, Clive  
Phone 515-720-0637  
[dano1466@yahoo.com](mailto:dano1466@yahoo.com)

Dan will mentor in these areas:

1. Getting started with pen turning
2. Turning small ornaments
3. Turning small lidded boxes
4. Turning seam rippers, letter openers
5. Turning bottle stoppers

---

**Glen Farmer**, Ogden  
Phone 517-395-0317  
[gfarmeriii@yahoo.com](mailto:gfarmeriii@yahoo.com)

Glen will mentor in these areas:

1. Bowl turning
2. Ornaments
3. Hollow forms
4. Coloring
5. Platters
6. Spindle work
7. Boxes
8. Harvesting wood/Blank cutting

---

**LeRoy Monson**, Waukeg  
Home Phone: 515-987-1655  
Cell Phone: 515-745-9098  
[monsonlg@aol.com](mailto:monsonlg@aol.com)

LeRoy will mentor in these areas:

1. Spindle (including duplicating)
2. Bowls
3. Platters
4. Lidded box
5. One-way sharpening and set-up
6. Tool control
7. Bandsaw and lathe maintenance

**Tad Tadlock**, Winterset  
Phone: 515-201-7403  
[tad4tahoe@aol.com](mailto:tad4tahoe@aol.com)

Tad will mentor in these areas:

1. Natural & naked edge bowls
2. Large & small bowls
3. Platters
4. Boxes
5. Open void vessels
6. Sharpening

---

**Jack Kennedy**, Winterset  
Phone: 515-462-3141j  
[jkennedywinterset@att.net](mailto:jkennedywinterset@att.net)

Jack will mentor in these areas:

1. Closed Segment Bowls
2. Open Segment Bowls

---

**Jack Rolison**, Ottumwa  
Phone: 641-683-5647  
[jd.rolison@outlook.com](mailto:jd.rolison@outlook.com)

Jack will mentor in these areas:

1. Bowl turning
2. Finishing
3. Coloring
4. Sharpening

## **Educational Opportunities**

### **American Association of Woodturners 39<sup>th</sup> International Symposium June 12-15, 2025, St. Paul, MN.**

Link: [AAW Symposium](#)

### **DMWT Woodturning Scholarship**

The Des Moines Woodturners offer a scholarship program for the benefit of chapter members. Woodturning can be an expensive endeavor. The cost of equipment such as a lathe, bandsaw, chainsaw, sharpening system, buffing system and the myriad of items like drive centers, scroll chucks, live centers, adapters, jaws, and faceplates can mount rapidly. In addition is the cost of turning tools, embellishing tools, specialty tools and a host of accessories, supplies and finishing products, not to mention the cost of wood if you don't have the capacity to harvest your own.

By the same token, three and five day woodturning educational events are also expensive when located out-of-state. Travel costs, lodging and tuition can easily run \$1,000 to \$1,700 per event.

This scholarship is not intended as a source of financial aid for those who might otherwise not be able to afford the educational experience. Instead, it is offered as an incentive to those serious about woodturning who are willing to expand their skills and knowledge and bring those skill-sets back to share with our members in a variety of ways. The scholarship can provide recipients a 25% to 50% discount toward the overall cost of their attendance expenses.

The purpose of the scholarship is to expand personal woodturning skills and knowledge and share their experience with fellow members by:

- Attending Chapter events and sharing their learning experience.
- Showing examples of their work as a result of their learning experience.
- Demonstrating what they learned at a chapter meeting, event, or class.
- Sharing their overall learning experience and confidence building experience.
- Encouraging members to expand their woodturning skills via similar educational experiences.
- Volunteering for Chapter leadership positions (wide variety of opportunities).

### **American Association of Woodturners (AAW)**

We recommend an AAW membership because it offers many woodturning resources:

- \*\* Six issues of American Woodturner magazine each year.
- \*\* On-line access to all previous issues of American Woodturner and FUNdamentals.
- \*\* On-line access to videos and many other learning resources.

[AAW Membership Join or Renew](#)  
American Association of Woodturners  
222 Landmark Center,  
75 5th Street  
W St. Paul, MN 55102

Phone: (651) 484-9094 direct or toll free US (877) 595-9094

Email: [memberservices@woodturner.org](mailto:memberservices@woodturner.org).

Website: <https://www.woodturner.org/>



## Board Members and Officers

Please contact any member of the board with your comments, suggestions, or concerns.

<b>President:</b> <b>Dennis Anderson</b> (515) 975-8573 <a href="mailto:dennis.anderson.dca@gmail.com">dennis.anderson.dca@gmail.com</a>		<b>Treasurer:</b> <b>Stan Merrell</b> (515) 491-5411 <a href="mailto:srmerrell1@gmail.com">srmerrell1@gmail.com</a>	
<b>Vice President:</b> <b>Mark Hayes</b> (515) 520-0826 <a href="mailto:mahayes@netins.net">mahayes@netins.net</a>		<b>Training:</b> <b>Tad Tadlock</b> (515) 201-7403 <a href="mailto:tad4tahoe@aol.com">tad4tahoe@aol.com</a>	
<b>Secretary:</b> <b>Will Zitterich</b> (515) 232-1765 <a href="mailto:wzitterich@mchsi.com">wzitterich@mchsi.com</a>		<b>Membership:</b> <b>Dan Carlson</b> (515) 720-0637 <a href="mailto:dano1466@yahoo.com">dano1466@yahoo.com</a>	
<b>Programs:</b> <b>Tara Kinder</b> (319) 939-1727 <a href="mailto:tjkinder1994@gmail.com">tjkinder1994@gmail.com</a>		<b>Safety:</b> <b>Mike Hamilton</b> (515) 822-6771 <a href="mailto:kmhamilton9@msn.com">kmhamilton9@msn.com</a>	

## Chapter Volunteers

AV Producer	Tom Baker	Scholarship Program	Mike Hamilton
Camera	Tom Baker	State Fair Products	Duane Groenenboom
Camera	Craig Wyckoff	Training	Dick Meuler
Greeter	Vikki Morain	Training	Tad Tadlock
Greeter	Donna Byers	Training	Duane Groenenboom
Librarian	Theo Filanowicz	Training	John Amberg
Librarian	Jeff Newhook	Training	Tom Baker
Mentoring Program	Will Zitterich	Training	Jack Kennedy
Newsletter	John Amberg	Training	Dan England
Photographer	Gil Lea	Training	Mark Hayes
Refreshments	Volunteers Needed	Webmaster	Jim Bergeson

## Recommended Woodturning YouTube and Websites

Craft Supplies USA	<a href="https://www.woodturnerscatalog.com/Videos">https://www.woodturnerscatalog.com/Videos</a>
M Saban Smith	<a href="https://www.youtube.com/@msabansmith/featured">https://www.youtube.com/@msabansmith/featured</a> <a href="https://www.hampshiresheen.com/">https://www.hampshiresheen.com/</a>
Kade Bolger	<a href="https://www.youtube.com/@kadebolgerwoodturning149/featured">https://www.youtube.com/@kadebolgerwoodturning149/featured</a> <a href="https://www.kadebolger.com/">https://www.kadebolger.com/</a>
Glenn Lucas Woodturning Scribe	<a href="https://www.youtube.com/user/GlennLucasWoodTurner">https://www.youtube.com/user/GlennLucasWoodTurner</a> <a href="https://www.glennlucaswoodturning.com/">https://www.glennlucaswoodturning.com/</a>
Allan Batty (Skew Chisel)	<a href="https://www.youtube.com/watch?v=KfeLAHQSBqk">https://www.youtube.com/watch?v=KfeLAHQSBqk</a>
Stuart Batty	<a href="https://stuartbattytools.com/home">https://stuartbattytools.com/home</a>
TurnAWoodBowl (Kent Weakley)	<a href="https://www.youtube.com/channel/UCDwV2Djnj756vpXL51zd4Uw">https://www.youtube.com/channel/UCDwV2Djnj756vpXL51zd4Uw</a> <a href="http://TurnAWoodBowl.com">TurnAWoodBowl.com</a>
Capt. Eddie Castelin	<a href="https://www.youtube.com/user/capneddie">https://www.youtube.com/user/capneddie</a>
Matt Harber	<a href="https://www.youtube.com/watch?v=z1TMuDVrI4A">https://www.youtube.com/watch?v=z1TMuDVrI4A</a>
Ashley Harwood	<a href="https://www.youtube.com/channel/UCjGsWIFfwBXNk5N2NBoGXGg">https://www.youtube.com/channel/UCjGsWIFfwBXNk5N2NBoGXGg</a> <a href="https://www.ashleyharwood.com/">https://www.ashleyharwood.com/</a>
Cindy Drozda	<a href="https://www.youtube.com/user/cindydrozda">https://www.youtube.com/user/cindydrozda</a> <a href="https://www.cindydrozda.com/">https://www.cindydrozda.com/</a>
Wyoming Woodturner	<a href="https://www.youtube.com/user/WYOMINGWOODTURNER">https://www.youtube.com/user/WYOMINGWOODTURNER</a> <a href="http://wyomingwoodturner.com/">http://wyomingwoodturner.com/</a>
Nick Cook	<a href="http://www.nickcookwoodturner.com/">http://www.nickcookwoodturner.com/</a>
Mike Peace	<a href="http://www.youtube.com/mikepeacewoodturning/">http://www.youtube.com/mikepeacewoodturning/</a>

## DMWT Calendar

Event	Date	Refreshments
Chapter Meeting	May 10, 2025, 1 PM	Gene Davis
Networking Meeting	May 28, 2025, 9:30 AM	Mark Hayes
Chapter Meeting	June 14, 2025, 1 PM	Dan Carlson
AAW 39th Annual International Symposium	Jun. 12 thru 15, 2025 St. Paul, Mn.	NA
Networking Meeting	Jun. 25, 2025, 9:30 AM	
Chapter Meeting	July 12, 2025, 1 PM	Paul Fitzpatrick
Networking Meeting	July 23, 2025, 9:30 AM	Gary Lawrance
Iowa State Fair 2025	August 7 thru 17, 2025	NA
No Chapter Meeting August	No Chapter Meeting August	NA
Networking Meeting	August 27, 2025, 9:30 AM	
Chapter Meeting	Sep. 13, 2025, 1 PM	Myles Hegstrom
Networking Meeting	Sep. 24, 2025, 9:30 AM	Rob Blink
Chapter Meeting	Oct. 11, 2025, 1 PM	Dan Mac Alpine
Networking Meeting	Oct. 22, 2025, 9:30 AM	
Chapter Meeting	Nov. 8, 2025, 1 PM	Donna Byers
*Networking Meeting	*Nov. 19, 2025, 9:30 AM	
Decorate Festival of Trees	Nov. 23, 2025	NA
Festival of Trees	Nov. 28 - Dec 1, 2025	NA
Chapter Meeting	Dec. 13, 2025, 1 PM	Dave Dworsky
*Networking Meeting	*Dec. 17, 2025, 9:30 AM	Stan Merrell
Chapter Meeting	January 10, 2026	
Networking Meeting	January 28, 2026	
Chapter Meeting	February 14, 2026	
Networking Meeting	February 25, 2026	
Chapter Meeting	March 14, 2026	
Networking Meeting	March 25, 2026	
* Rescheduled due to Holiday		



## Woodturning FUNdamentals Website - Great for Beginners

If you are a member of the AAW, you can access the Woodturning Fundamentals page at the AAW website.

Latest Articles: Turn a Game Call from a kit (Part 1 of 2), Easy Eight-sided Segmented Box and Turn a Vase from Firewood.

Here is the link: [Woodturning Fundamentals](#)

## Newsletter Content

Please send in photographs of your work; we would love to see what you have made. If you have articles that you would like to have published or suggestions on how to improve the newsletter, please send them to [johnaamberg@yahoo.com](mailto:johnaamberg@yahoo.com).

## Links to the DMWT Website

[Meetings and Events](#)

[Woodturning Articles and Plans](#)

[Chapter Library List](#)

[Contact Board Members and Volunteers](#)

[Membership Application Form](#)

## Additional Educational Opportunities

[AAW Articles and Videos](#)

AAW Articles, Videos, Safety and More (AAW membership required)

[Virtual Woodturning Demos](#)

Driven by master woodturner Trent Bosch. Most demos require a \$10 fee for a two-hour demo, but you can access the archived demo later if you wish. There are several turners providing demonstrations using this website.

[TurnAWoodBowl Videos](#)

Excellent series of free You Tube videos about turning Bowls. Kent Weakley also has a website: [TurnAWoodBowl.com](http://TurnAWoodBowl.com)

## Video Review of "RightAngle" Sharpening Jig

DMWT member **Gil Lea** has designed two jigs for setting repeatable angles for sharpening. His products have been reviewed by English turner Mike Walddt. Here is the link to the review: <https://youtu.be/wNvKd3OMTLg?si=lwPHWlFAHE2BdMKB>.

Gil's website is: [www.rightanglenow.com](http://www.rightanglenow.com). Gil offers a 20% discount to club members.



## Membership Benefits - Supplier Discounts

One of the benefits of DMWT club membership are discounts with participating suppliers. We strongly encourage you to use local suppliers whenever possible. Before they ring you up, show discount suppliers your Des Moines Woodturners membership card. BUY LOCAL when you can, Mail Order when you have no other choice!!

RightAngleNow	DMWT Member <b>Gil Lea</b> offers a 20% discount on sharpening jigs	<a href="https://www.rightanglenow.com/">https://www.rightanglenow.com/</a>	515-205-7522
Ace Hardware - Ankeny	10% except for Sale Items, Repair Services, Rental and Gasoline Powered Equipment	3020 SW Oralabor Road Ankeny	515-809-1104
Ace Hardware - Johnston	10% except for Sale Items, Repair Services, Rental and Gasoline Powered Equipment	5800 Merle Hay Rd Johnston	515-276-2854
O-Donnell Ace Hardware	10% Member Discount except for Sale Items, Repair Services, Rentals, Power Tools and Gasoline Powered Equipment	4808 University Des Moines	515-277-0062
O-Donnell Ace Hardware	10% Member Discount except for Sale Items, Repair Services, Rentals, Power Tools and Gasoline Powered Equipment	5715 Hickman Rd Des Moines	515-255-2240
Park Fair Ace Hardware	10% Member Discount except for Sale Items	100 E Euclid Ave Des Moines	515-243-6000
Acme Tools & Equipment - Power Tools	10% Member Discount on Woodworking Accessories. Does not include Sale Items, Power tools or Service and Parts.	629 SW 9th St Des Moines	515-244-4189
Bradley Tool & Fasteners - Sharpening & Equipment Rebuilding	10% Member Discount except sale items, power tools/equipment, tool/equipment parts, tool renovation/repair services.	6250 NW Beaver Dr Ste A4 Johnston	515-331-0878
Sharpening Solutions - Des Moines	Approximate prices are \$1/inch for planer/jointer knives, and \$15 for standard circular saw blades. Additional charges for triple chip grind or high tooth count blades	2614 E Douglas Ave Des Moines	515-577-4535
Sherwin Williams - Paint & Finish	20% discount off all in stock regular price items. 5% discount off in stock sale items. Up to 30% off of the Sher-Wood wood finishes.	Altoona 3770 8th Street SW Ste F	515-967-6974
Sherwin Williams - Paint & Finish	20% discount off all in stock regular price items. 5% discount off in stock sale items. Up to 30% off of the Sher-Wood wood finishes.	Ames 1624 South Duff Ave	515-232-2124
Sherwin Williams - Paint & Finish	20% discount off all in stock regular price items. 5% discount off in stock sale items. Up to 30% off of the Sher-Wood wood finishes.	Ankeny 817 E 1st St	515-964-7890
Sherwin Williams - Paint & Finish	20% discount off all in stock regular price items. 5% discount off in stock sale items. Up to 30% off of the Sher-Wood wood finishes.	Clive 1985 NW 94th St	515-251-2973
Sherwin Williams - Paint & Finish	20% discount off all in stock regular price items. 5% discount off in stock sale items. Up to 30% off of the Sher-Wood wood finishes.	Des Moines 515 16th St *Commercial*	515-280-3365
Sherwin Williams - Paint & Finish	20% discount off all in stock regular price items. 5% discount off in stock sale items. Up to 30% off of the Sher-Wood wood finishes.	Des Moines 5408 Douglas Ave	515-278-0481
Sherwin Williams - Paint & Finish	20% discount off all in stock regular price items. 5% discount off in stock sale items. Up to 30% off of the Sher-Wood wood finishes.	Des Moines 1040 E Army Post Rd Ste A	515-285-0072
Sherwin Williams - Paint & Finish	20% discount off all in stock regular price items. 5% discount off in stock sale items. Up to 30% off of the Sher-Wood wood finishes.	Grimes 2570 E 1st St	515-300-9407
Sherwin Williams - Paint & Finish	20% discount off all in stock regular price items. 5% discount off in stock sale items. Up to 30% off of the Sher-Wood wood finishes.	Marshalltown 105 Nicholas Dr	641-752-0229
Sherwin Williams - Paint & Finish	20% discount off all in stock regular price items. 5% discount off in stock sale items. Up to 30% off of the Sher-Wood wood finishes.	Oskaloosa 117 High Ave W	641-673-8441
Sherwin Williams - Paint & Finish	20% discount off all in stock regular price items. 5% discount off in stock sale items. Up to 30% off of the Sher-Wood wood finishes.	Ottumwa 1231 Theatre Dr	641-684-6564
Sherwin Williams - Paint & Finish	20% discount off all in stock regular price items. 5% discount off in stock sale items. Up to 30% off of the Sher-Wood wood finishes.	Waukee 140 Hickman Rd	515-987-4048
Sherwin Williams - Paint & Finish	20% discount off all in stock regular price items. 5% discount off in stock sale items. Up to 30% off of the Sher-Wood wood finishes.	West Des Moines 830 Grand Ave	515-226-0603
True Value Hardware - West Des Moines	10% Member Discount except for Sale Items, Repair Services, Rental, Electrical and Gasoline Powered Equipment	63rd & Grand West Des Moines	515-279-9905
White Cap Supply - Power Tools & Fasteners	10% Member Discount except for Power Tools and Sale Items.	1631 2nd Ave. Des Moines	515-243-6969
Woodcraft Store - Tools & Supplies - Iowa City	10% Member Discount, except tools that have a cord or battery. There are a few specific brands including Festool and SawStop which exclude even non-powered accessories from our discount, to so be sure to ask before purchase.	3 Escort Lane Iowa City, IA	319-259-7175
Woodcraft Store - Tools & Supplies - Kansas City	10% Member Discount except tools that have a cord or battery plus sale items. There are a few other low margin items that the Discount may not apply to so be sure to ask.	8645 Bluejacket Rd Lenexa, Kansas	913-599-2800
Woodsmith Store - Tools & Supplies	10% Member Discount except for Power Tools and Sale Items	2900 University Ave West Des Moines	515-254-9494