



Des Moines WoodTurners Chapter Meeting Announcement & Newsletter

April 2024 a 501(c)(3) Non-profit Organization Bulletin 2024-04

April 13th Chapter Meeting Demonstration Green Wood Turning with Will Zitterich and Mike Hamilton

From a log to a beautiful turned project!

Club members Will Zitterich and Mike Hamilton will share their knowledge and answer questions related to turning green wood.

Topics include:

- What is green wood and when is it no longer green?
- Why not just use dry wood and not bother with green wood?
- How long does it take from cutting a tree down to getting a final finish on the bowl?
- How do I avoid any cracking, warping, or splitting?
- What are the differences between mounting and turning green wood and dry wood?
- Do I need different tools to turn green wood?
- Am I having fun yet?
- Different types of projects: End grain/face grain, Blanks, Turn to finish, Twice turned
- Drying green wood:
 - Bag it with chips
 - Microwave
 - Kilns
 - Boiling
 - Alcohol, Antifreeze



Better Hurry - Just a Few Days Left April 13th Chapter Meeting Turning Challenge

Turning Material: One 8 foot 2x4 construction grade board.

Project: No restrictions.

You can use all or part of the board. The project can be a single piece or multiple pieces. If multiple pieces, all the pieces must be related, such as a chess set. Enhancements of any kind are permitted (spiral tool, chatter, paint, dye, carving, sand-blasting, torching, etc.).

EXCEPTION to ENHANCEMENTS: No fractal burning allowed.

Winning projects will be prominently displayed in the Valley West showcase and, if space is available, at the Iowa State Fair booth. All entrants will be entered in a prize drawing.

Bring your projects to our April 13th Chapter meeting at the Valley West Mall.

Contact Mike Hamilton at kmhamilton9@msn.com if you have questions.



Matt Monaco Update - All Day Chapter Meeting on May 11th



Professional turner Matt Monaco will give **two** demonstrations on Saturday, May 11.

The first will be at **9:30 AM** giving insights on the use of the skew.

The second will be at the regular meeting time, **1 PM**. He will demonstrate how he makes his Signature Bowls.



Matt Monaco is professionally trained and operates a full-time woodturning studio in the Ozark region of Missouri, making dedicated collections, signature series vessels, lidded containers, and spindle-turned items for the industries of craft, interior design, and the high-end furniture trade. At the center of Matt's work is his understanding & mastery of tool control, sharpening and cutting execution as an expression of traditionally crafted design as fine art. He produces forms and items that are made to be as tactile as they are sublime, created with intent and purpose.

There is NO CHARGE for this event.

Check out his work here: <https://www.monacobowls.com/>

Summer Break and Suggestions

The club does not have scheduled demonstrations for the months of June, July, and August. Chapter meetings with demonstrations will resume September 14.

Contact Dennis Anderson (dennis.anderson.dca@gmail.com) if you have suggestions for turning demonstrators or topics.

Refreshments - Volunteers Needed

There is a refreshment sign-up sheet near the front counter.

Tad turned Terrific Tops




Tad has been making these tops for the Des Moines Woodturners state fair booth. He also makes them for the Winterset Art Festival (<https://www.madisoncounty.com/special-events/>) and the Covered Bridge Festival (October 12 & 13, 2024). The plans are included in the DM Woodturners web site.



He demonstrated turning and embellishment of the tops using a hard maple blank about 4 inches long. He mounted the wood blank on the lathe using a chuck and a Oneway tail stock center with a Cindy Drozda small point center which holds the wood blank securely without hindering the turning of the top. He used a small spindle roughing gouge and a bedan as his turning tools.

Tad said the minimum size of a top is 1 3/8-inch diameter to avoid being a choking hazard for small children. He turned two tops from the 4-inch hard maple blank and the handle can be turned on either end of the blank. He demonstrated by turning one top with the handle on the headstock center and one with the handle on the tailstock end.

He embellished one top by turning two beads in it and embellished it by using a knurled texturing tool. He also used a spiraling tool, Elf carbide burr, and used a chatter tool on the end grain. The texturing tool seem to work best at 700 rpm. He also embellished the tops using dry markers on the top as it was turning on the lathe. Tops can be made using soft maple but the markers will not show up as much as they would on hard maple.



Thanks to Tad for an excellent demonstration.

Video Review of "RightAngle" Sharpening Jig

DMWT member **Gil Lea** has designed two jigs for setting repeatable angles for sharpening. His products have recently been reviewed by English turner Mike Waldt. Here is the link to the review: <https://youtu.be/wNvKd3OMTLg?si=lwPHWlfAHE2BdMKB>.

Gil's website is: www.rightanglenow.com. Gil offers a 20% discount to club members.



Recommended Woodturning You Tube and Websites

Craft Supplies USA	https://www.woodturnerscatalog.com/Videos
M Saban Smith	https://www.youtube.com/@msabansmith/featured https://www.hampshiresheen.com/
Kade Bolger	https://www.youtube.com/@kadebolgerwoodturning149/featured https://www.kadebolger.com/
Glenn Lucas Woodturning Scribe	https://www.youtube.com/user/GlennLucasWoodTurner https://www.glennlucaswoodturning.com/
Allan Batty (Skew Chisel)	https://www.youtube.com/watch?v=KfeLAHQSBqk
Stuart Batty	https://stuartbattytools.com/home
TurnaWoodBowl (Kent Weakley)	https://www.youtube.com/channel/UCDwV2Djnj756vpxL51zd4Uw TurnaWoodBowl.com
Capt. Eddie Castelin	https://www.youtube.com/user/capneddie
Matt Harber	https://www.youtube.com/watch?v=z1TMuDVrl4A
Ashley Harwood	https://www.youtube.com/channel/UCjGsWIFfwBXNk5N2NBoGXGg https://www.ashleyharwood.com/
Cindy Drozda	https://www.youtube.com/user/cindydrozda https://www.cindydrozda.com/
Wyoming Woodturner	https://www.youtube.com/user/WYOMINGWOODTURNER http://wyomingwoodturner.com/
Nick Cook	http://www.nickcookwoodturner.com/
Mike Peace	http://www.youtube.com/mikepeacewoodturning/

Membership Update from Dan Carlson

Membership count - 175

Please welcome these new members that joined in March:

Duane Strempeke from Ankeny

Jack Riordan from Norwalk

Jeff Holt from Urbandale

Paul Groben from Newton



Show and Tell



Products for the 2024 Iowa State Fair Contact: Duane Groenenboom



The DMWT is funded through sales at the Iowa State Fair. As usual we need items to sell. Bowls, dibbles, spurtles, pens, platters and tops are all excellent sellers. Please find Duane to get free blanks and to return completed product.

Sale Items for the 2024 State Fair	Target	Out for Turning	Current Inventory	Need to Make
Tree - Standing	250	33	56	194
Pens (\$3 Simple Wooden)	300	0	0	300
French Rolling Pins - Short 9-12"	20	0	22	Complete
French Rolling Pins - Med 16-18"	90	10	58	32
French Rolling Pins - Lng 20-24"	15	0	3	12
Standard Rolling Pins	50	4	0	50
Spurtles, Short ~ 10"	125	27	73	52
Spurtles, Medium ~ 14"	250	45	64	186
Spurtles, Long ~ 17"	40	0	9	31
Dibble, Planting	60	0	5	55
Tops	225	56	22	203

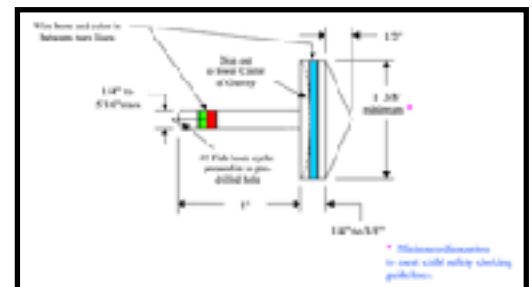
Tops Needed for the Fair

Tops are always a big seller at the Iowa State Fair (August 8 -18). Tad Tadlock will teach us the technique on March 9 at the Chapter meeting.

The DMWT website has excellent instructions to make the top if you need a refresh. (www.dmwoodturners.com > Documents, Downloads and Wearables > State Fair Information, Project Drawings, Etc. > State Fair Spinning Top and Christmas Ornament Combination)

Here is the direct link:

<https://dmwoodturners.com/wp-content/uploads/2015/03/ornamentspinningtop.pdf>



Training News
Contact: John Amberg

Spring 2024 Waiting List

There is one spot left in the Spring Training Schedule. If there is a class you would like and it is full, please contact John Amberg to get on the waiting list.

Spring 2024 Woodturning Classes

Basic Bowl	May 13, 2024	1 space left
-------------------	--------------	--------------

Fall 2024 Classes are available for enrollment

Basic Woodturning: If you have not taken Basic Woodturning you will find it useful if you're new to turning, been away from the lathe for awhile or would just like a refresher. Enhance your spindle turning skills. It is a fun day and a confidence builder. In addition, it is the prerequisite for the other courses. Basic Woodturning is two consecutive Mondays, 8:30 to 5 and costs \$40.

Basic Bowl Turning: This class touches on basics of wood harvesting, differences from spindle turning, and introduces the bowl gouge. You will practice on a Poplar blank before turning your Hard Maple bowl. The class is one full day. We provide the tools and blanks, you provide the accessories and face shield. This is a one day class and costs \$20.

Basic Segmenting: This class will cover the basics of making segmented projects, from calculating segment angles and sizes, ring diameters needed, segment wood prep, gluing and clamping, to accurate cutting fixtures. You'll glue together furnished pre-cut segments and clamp them. Turning will be demonstrated but students won't be using the lathe in the class. Pre-cut segments for glue-up practice will be furnished. Bring paper and pencil to take notes. This is a one day class and costs \$20.

Basic Skew Chisel: This class will introduce students to the proper techniques and use of the tool as well as sharpening. Students will furnish their own skew chisel(s) (3/4 inch and up preferred). We will use the same accessories as in the Basic Woodturning Class. This is a one day class and costs \$20.

Basic Sharpening: The sharpening class will use lathe mounted sandpaper sharpening wheels and wooden dowels to teach the techniques of sharpening. This class is primarily for gouges but will also touch on a variety of other common traditional turning tools such as parting tools, skew, bedan and scrapers. In addition, sharpening hollowing tools, thread chasers, hook tools

and common flat carbide cutters will be discussed. After practice, students will have the opportunity to sharpen their own tools using the Oneway Wolverine Sharpening system and CBN wheels. This is a one day class and costs \$20.

Please contact John Amberg at johnaamberg@yahoo.com or 858-220-1489 for further information or to sign up.



Fall 2024 Woodturning Classes

Basic Woodturning	Sept. 16 & 23, 2024	1 space
Basic Segmenting	September 30, 2024	2 spaces
Basic Bowl	October 7, 2024	3 spaces
Basic Skew Chisel	October 14, 2024	2 spaces
Basic Woodturning	Oct. 21 & 28, 2024	2 spaces
Basic Sharpening	November 4, 2024	Full
Basic Bowl	November 11, 2024	2 spaces



Basic Woodturning Class

Tad Tadlock (instructor), Duane Groenenboom (instructor), Bill Chrisman, Dick Meuler (instructor) Ryan Rasmussen, Todd Troll, Gene Davis



Skew Class

Duane Groenenboom (instructor), Dennis Anderson, John Augspurger , Howard Hackbart, Greg Livingston, Tom Baker (instructor)



Bowl Class

Tad Tadlock (instructor), Gene Davis, Duane Groenenboom (instructor), Ryan Rasmussen, Dick Meuler (instructor), Joe Kaskadden

Reminder - Networking at the Chapter Meeting

If you would like to spend some time with your fellow turners, the Valley West location will be open before and after the Chapter meeting. The doors will open at 12 pm and close at about 4:30 pm.

Board Members and Officers

Please contact any member of the board with your comments, suggestions, or concerns.

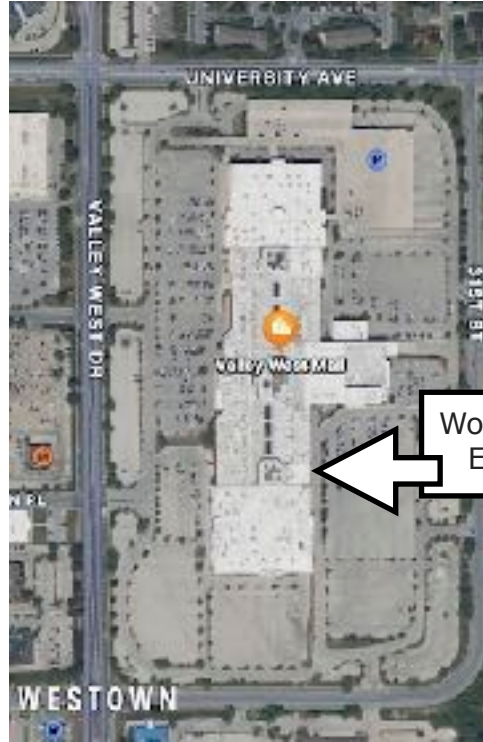
President: Tom Whalley (515) 321-6323 themodelshop@mchsi.com	Treasurer: Stan Merrell (515) 491-5411 srmerrell1@gmail.com	Programs: Dennis Anderson (515) 975-8573 dennis.anderson.dca@gmail.com
Vice President: Volunteer Still Needed	Training: Tad Tadlock (515) 201-7403 tad4tahoe@aol.com	Safety: Mike Hamilton (515) 822-6771 kmhamilton9@msn.com
Secretary: Will Zitterich (515)-232-1765 wzitterich@mchsi.com	Membership: Dan Carlson (515) 720-0637 dano1466@yahoo.com	

Chapter Volunteers

AV Producer	Tom Baker	Scholarship Program	Mike Hamilton
Camera	Tom Baker	State Fair Products	Duane Groenenboom
Camera	Craig Wyckoff	Training	Dick Meuler
Greeter	Vikki Morain	Training	Tad Tadlock
Greeter	Donna Byers	Training	Duane Groenenboom
Librarian	Don Skarin	Training	John Amberg
Library Assistant	Bob Fischer	Training	Stan Merrell
Mentoring Program	Will Zitterich	Training	Tom Baker
Newsletter	John Amberg	Training	Jack Kennedy
Photographer	Gil Lea	Training	Dan England
Refreshments	Volunteers Needed	Webmaster	Jim Bergeson

DMWT Calendar All Meetings at Valley West Mall	
84% Solar Eclipse	Apr. 8, 2024, 1:58.57 PM
Chapter Meeting	Apr. 13, 2024, 1 PM
Networking Meeting	Apr. 24, 2024, 9:30 AM
Matt Monaco Demo	May 11, 2024, 9:30 AM
Chapter Meeting Matt Monaco Demo	May 11, 2024, 1 PM
Networking Meeting	May 22, 2024, 9:30 AM
AAW 38 th Symposium	May 23-26 (Portland, OR)
No Chapter Meeting in June	No Chapter Meeting in June
Networking Meeting	June 26, 2024, 9:30 AM
Deadline to order Iowa SF competition entry tickets	July 1, 2024
No Chapter Meeting in July	No Chapter Meeting in July
Networking Meeting	July 24, 2024, 9:30 AM
Set up booth at ISF	July 31, 2024
Last Day to turn in entries for Iowa State Fair	Aug. 3, 2024
No Chapter Meeting in Aug.	No Chapter Meeting in Aug.
Iowa State Fair	Aug. 8 to 18, 2024
Networking Meeting	Aug. 28, 2024, 9:30 AM
Chapter Meeting	Sep. 14, 2024, 1 PM
Networking Meeting	Sep. 25, 2024, 9:30 AM
Chapter Meeting	Oct. 12, 2024, 1 PM
Networking Meeting	Oct. 23, 2024, 9:30 AM
Chapter Meeting	Nov. 9, 2024, 1 PM
* Networking Meeting	Nov. 20, 2024, 9:30 AM
Chapter Meeting	Dec. 14, 2024, 1 PM
* Networking Meeting	Dec. 18, 2024, 9:30 AM
Chapter Meeting	Jan. 11, 2025, 1 PM
Networking Meeting	Jan. 22, 2025, 9:30 AM
Chapter Meeting	Feb. 8, 2025, 1 PM
Networking Meeting	Feb. 26, 2025, 9:30 AM
Chapter Meeting	Mar. 8, 2025, 1 PM
Networking Meeting	Mar. 26, 2025, 9:30 AM
Chapter Meeting	Apr. 12, 2025, 1 PM
Networking Meeting	Apr. 23, 2025, 9:30 AM
* Rescheduled due to Holiday	

Valley West Mall
1551 Valley West Dr
West Des Moines IA 50266



Satellite View



View of Outside Entrance



View of Inside Entrance

March 2024 Woodturning FUNdamentals PDF - Great for Beginners

If you are a member of the AAW, you can access the Woodturning Fundamentals page at the AAW website. The March projects are A Holder for Kitchen Measuring Spoons, Turn a Ring Puzzle, Kaleidoscope, Unfinished Business - Finish Sharpening Your Tools, Make a Burnishing Tool, Make a Seed Pot Press and Shopmade Palm Saver for Comfortable Tools. The PDF can be downloaded and printed without additional charge.

Here is the link: <https://www.woodturner.org/Woodturner/Resources/Woodturning-Fundamentals--Publication-/Woodturning-FUNdamentals.aspx>

Newsletter Content

Please send in photographs of your work; we would love to see what you have made. If you have articles that you would like to have published or suggestions on how to improve the newsletter, please send them to johnaamberg@yahoo.com.

Links to the DMWT Website

[Meetings and Events](#)

[Woodturning Articles and Plans](#)

[Chapter Library List](#)

[Contact Board Members and Volunteers](#)

[Membership Application Form](#)

Additional Educational Opportunities

[AAW Articles and Videos](#)

AAW Articles, Videos, Safety and More (AAW membership required)

[Virtual Woodturning Demos](#)

Driven by master woodturner Trent Bosch. Most demos require a \$10 fee for a two-hour demo, but you can access the archived demo later if you wish. There are several turners providing demonstrations using this website.

[TurnAWoodBowl Videos](#)

Excellent series of free You Tube videos about turning Bowls. Kent Weakley also has a website: TurnAWoodBowl.com

Des Moines Woodturners Wearables

Members wanting Des Moines Woodturners logo embroidered on clothing are advised to purchase shirts, sweatshirts or turning smocks of their choice and style. These must be BRAND NEW and UNWASHED and can be delivered to any officer or board member. When enough items are collected to meet minimums, they will be taken to the embroiderer. Be sure to attach a note with your name to the collar of each garment submitted indicating if and how you want your name embroidered along with the Chapter logo. Costs to add the standard logo are \$10.00 per item. Personalized names can also be added for an additional \$6.00 per item. Chat with **Rob Beattie** if you have questions. 515-282-4532 or beattie.r@mchsi.com.

Membership Benefits - Supplier Discounts

One of the benefits of DMWT club membership are discounts with participating suppliers. We strongly encourage you to use local suppliers whenever possible. Before they ring you up, show discount suppliers your Des Moines Woodturners membership card. BUY LOCAL when you can, Mail Order when you have no other choice!!

Woodsmith Store	<p>The new retail store is open. A 10% discount is available on most items without a cord. 2900 Clocktower Square, Suite #230, West Des Moines. https://thewoodsmithstore.com/ Mon thru Fri 9 to 6, Sat 9 to 5, Sun 12 to 4. Phone: (515) 254-9494</p>
True Value Hardware	<p>63rd and Grand in WDM offers a 10% discount on most non-sale items. If you're in doubt, ask a sales associate. They are known for having nearly anything you'd ever want especially hardware and fasteners. Mon thru Fri 7 to 8, Sat 7 to 6, and Sun 9 to 5. Phone: 279-9905</p>
Acme Tools	<p>629 SW 9th St. in Des Moines offers a 10% discount to members except for sale items and power tools or things with a cord. If you're in doubt, ask a sales associate. Mon thru Fri 7 to 5:30, Sat 8-5:30. Phone: 244-4189</p>
Renewal by Andersen	<p>517 Railroad Ave. in WDM (Valley Junction) offers 5% discount on top of any other promotion(s) for home/business replacement windows and doors. Mon thru Fri 8-5. Phone: 274-9700</p>
Woodcraft	<p>8645 Bluejacket Road, Lenexa, KS 66214, Phone: (913) 599-2800, Email: kansas-retail@woodcraft.com. Website link. 10% discount supplier for woodturning tools, supplies, and accessories not <u>sold</u> locally. Show your DMWT membership card in store for discount on most items except tools with a cord or battery and other selected premium and sale items. Only valid for in-store purchases.</p>

American Association of Woodturners (AAW)

We recommend an AAW membership because it offers you many additional woodturning resources:

- ** Six issues of American Woodturner magazine each year.
- ** Four issues of Woodturning FUNdamentals PDF each year.
- ** On-line access to all previous issues of American Woodturner and FUNdamentals.
- ** On-line access to videos and many other learning resources.

[AAW Membership Join or Renew](#)

American Association of Woodturners
222 Landmark Center,
75 5th Street
W St. Paul, MN 55102

Phone: (651) 484-9094 direct or toll free US (877) 595-9094

Email: memberservices@woodturner.org

Website: <https://www.woodturner.org/>