



Des Moines WoodTurners

Monthly Meeting Announcement

And Other Chapter News

JANUARY 2019

AAW Chapter 158

A 501(c)(3) Non-profit Organization

Bulletin 2019-01

Next **DES MOINES WOODTURNERS MEETING** will be Saturday, January 12th, 1:00 p.m., at the Woodsmith Store, 10320 Hickman Road, Clive, IA.



Mounting your project on to your lathe!

Will Zitterich, Dave Yearian and **Tad Tadlock** will be presenting the program at the January monthly meeting looking at the many different ways a piece of wood can be mounted on the lathe. The mounting should be safe and secure even though the piece is irregularly shaped. The equipment shown will include different drive centers, tail stock centers, and faceplates. Chucks come in all sizes and have many different features. You will be able to evaluate chuck accessories to see which ones will be the most useful in your lathe work. The presentation will include a vacuum chuck, a Rubber Chuckey, a jam chuck, Easy Wood's chuck, a Vicmarc chuck, a Sorby chuck, a screw chuck, jumbo jaws chuck, and a collet chuck. A number of different pieces of wood (including a Bowl saver blank, a burl, a tree trunk and a maybe a piece of "crappy" wood) will be mounted on the lathe in different configurations to show how it affects the grain orientation in the final bowl.

Much of the discussion and presentation will be about the proper use of these lathe accessories as well as explaining some of the disadvantages and in some cases the difficulties in using them. You will also be able to ask questions throughout the presentation. This will help you decide which lathe accessories will be included in a future purchase list as well as help you decide the accessories that are not needed.

Of course, we'll have our monthly **Show 'n Tell** so plan to bring your projects or woodturning related items to show, regardless of your current skill level. Members like to see the work of others at all skill levels and hear about the challenges you faced creating your project as well as how you overcame them. (See the **Critiquing** note on page 3.)

You can still pay your dues at the January meeting – check or credit cards are accepted. This is your last chance to renew for \$20.

Welcome to our newest members **Bob Anastasi**, Norwalk; **Rick Carter**, WDM; **Jerry Koepp**, Clive; **Stan Merrill**, Norwalk; and **Randy Willey**, Norwalk. Please make them feel welcome by introducing yourself to them.

DECEMBER MEETING REVIEW –

Dick Meuler, Rob Beattie, and Will Zitterich “Finishing” your project!



The program was a panel of members with a variety of finishing experience. **Dick Meuler, Rob Beattie** and **Will Zitterich** discussed the various classes of finishes along with reasons why you might choose one over another. The classes were Evaporative, Reactive and Coalescing, all of which are film or top coat finishes. Oils were also explained as penetrating finishes that don't build up on top of the wood surface. One suggestion was to practice and experiment with different products and then select those that meet your preferences for display only projects (that are seldom handled) and another for utilitarian projects (that are touched and handled often). Then, just keep using what you've learned and keep it as

simple as possible. Preferred finishes on one species of wood may not be your preference on a different species. Proper sanding, prior to finishing, was also discussed. There is an infinite amount both good and misleading information available on-line. Books on finishing by Bob Flexner were mentioned as a reliable source.

DECEMBER'S SHOW and TELL produced a nice selection of turned items by the following members: **Kathy Carmen, George Takacs, Roy Skarin, Deb Berry, Harold Haines, Tad Tadlock, Jack Kennedy, Roger Nass, Roger Francis, Vikki Morain** and **Tom Whalley**. Roger Francis's project was the lawn mower wheel you see in the photo. This is a great example of utilizing woodturning skills (making an outside segmented ring to fit an undersized wheel Roger had bought) so his lawn mower would mow evenly. It is hoped that others will bring in a utilitarian piece made to fit a need around the house like Roger did. Many thanks to all who were willing to share their accomplishments and experiences with us.



JANUARY NETWORKING EVENT AT THE SCOUT CENTER

The next networking gathering will be **Wednesday, January 23** at the Fred Maytag II Scout Center from 9:30 till 11:00. So, what is this all about? Take a look below...



It's about networking, meeting new woodturners, exchanging ideas, and buying great turning wood for your next project. You will want to get there early for the best selection of woodturning wood and maybe other goodies. Does anyone have clean, spare wood or turning supplies to donate to the Chapter? 100% of the proceeds go to the Chapter treasury. Sales start at 9:45. Thank you to **Roger Meyer** for the great wood and burls you donated! Thanks also to **Dave Yearian** and crew for setting up the room, making coffee and picking-up refreshments. **Vikki Morain** from Lamoni and **E-Man Garcia** from Indianola were the winners of the \$10 Gift Certificate from Craft Supply. **Maurice Herold** won the band saw blade from PSWood. **Arlyn Pickens** won the metal shop sign. Just be sure to ask for a **FREE** drawing ticket at the cashier table when you arrive this month, but just one per



member. With no program, you're able to meet other woodturners and visit in an informal setting over a cup of coffee. Members are encouraged to bring in projects for feedback. Have a tool question, bring it with you and ask someone? Questions and problems brought before those present will likely bring you a variety of ~~correct answers~~ "opinions". This is a great venue to explore what tips and tricks other woodturners have found to solve problems you might be experiencing. It's also a good place to ask about tool selection and what tool types others use for specific turning operations. If you've never visited this 4th Wednesday morning meeting, please give it a try. Who knows, you might even meet some other Chapter members with whom you have a common turning interest. You might even meet someone you had not yet met! Get to know your fellow turners and what they enjoy turning. Share some ideas, tips and suggestions. While you are there, be sure to pick up some great turning blanks donated by Chapter members.

At the December networking meeting, we had two 1st time attendees: **Ed Sharr** and **Loren Moon**. **Stan Merrell** and **Randy Willey** were also welcomed as new members to the Chapter. Come as often as possible. We'll continue the event as long as members show interest through their attendance. Watch each month for your e-mail reminder. As always, guests are welcome, too. For more information and map, go to http://www.dmwoodturners.com/?page_id=500.

WOODTURNERS LIBRARY NEWS – Thanks to **Don Skarin** for volunteering to operate the library. **We are still looking for a new assistant librarian**. Please let a Don or a board member know if you would be willing to help out. A listing of our entire library contents can be found on our web site at: http://www.dmwoodturners.com/?page_id=84. It also shows the replacement cost for material not returned. Remember, either **RETURN ALL CHECKED OUT MATERIAL** to our library volunteers in the Woodsmith seminar room on Saturday meeting days, or, give it to Tom or Dick at the Scout Center meetings. Leaving them anywhere else may result in lost material and replacement cost fees.

WOODSMITH PARKING - PLEASE REMEMBER



when arriving at Woodsmith Saturday, park at the far East and North sides of their parking lot. This leaves the areas closest to the entrance door for their normal Saturday store customers. If you have items to drop off for our meeting, drop them at the entrance and then go park in the designated areas. Woodsmith is gracious to let us use their facility. Please respect their parking rules so customers have easy access to the store on one of their busiest days of the week.

Thanks for your continued cooperation.

CRITIQUING YOUR WORK If you would like to have your show and tell item critiqued, we will be doing this after our monthly Chapter meetings beginning with the January Chapter meeting. By providing you a good critique, it is hoped you will gain some great feed-back to use to improve your future work and perhaps assist you in developing some new ideas or techniques. Without constructive feedback, you are not only destined to repeat past mistakes but you will learn new ways to improve your work. This is strictly voluntary.

FROM THE BOARD ROOM

Training Lathes. The board voted to purchase 9 new Jet 1221VS lathes in the near future. We will be selling the following training lathes we currently have to members: one Jet 1220VS for \$300.00 and six Jet 1014s for \$200 each. The price includes the stand, the accessories that would come with them as well as the attached light. If you are interested in being on the list for when we sell them, please send an email to Pres@dmwoodturners.com indicating which lathe you are interested in buying – the 1220VS or one of the 1014s. Since there are more names on the lists than we have lathes when we are ready to sell, we will be drawing to select the lucky buyers.

Mentoring Program. Will Zitterich is looking into putting a program together to pair an experienced turner with those members wishing to learn more about a specific woodturning skill. There will more about this program in upcoming meeting announcements.

Segmented woodturning SIG (Special Interest Group) The initial meeting of those interested in being part of a new special interest group within our Chapter will be held immediately after our January 12 membership meeting in the “back corner” or the room. Whether you signed up initially or have not signed up but want to be part of this group, please plan to stay after the Chapter meeting to help get this ball rolling.






Membership Directory. The board is considering making an abbreviated membership roster available to members who request one. The roster would include the following member information: last name, nick name, mailing address, city, state, zip, home phone, cell phone and e-mail address. Any member with strong feelings for or against having your information distributed in this way, please email your thoughts to me at pres@dmwoodturners.com.

Chuck Dowler Memorial Woodturning Scholarship Fund. Since Chuck Dowler’s family chose our Chapter as the recipient of the memorial money given in Chuck’s name following his death, the board has established a scholarship fund in Chuck’s name. After several names for the fund were submitted to the family, their choice for naming this fund was the **Chuck Dowler Memorial Woodturning Scholarship Fund**. The board asked **Dick Meuler** to develop a proposal that establishes scholarship application criteria and form a committee to review scholarship applicants later this year. We’ll announce more information as it develops. If members care to make contributions to the fund, please mail them to DM Woodturners, 10050 NE University Ave., Runnells, IA 50237, or, see Dick at a meeting to make a credit card contribution. Checks to be made payable to DM Woodturners with a note they are for the CDMWS Fund. A donation receipt (CWA) will be sent for donations of \$250 or more. For lower amounts, receipts are available upon request.

MEMBER BUY-SELL SERVICE – Do you have woodturning or woodworking related items you want to buy or sell? Send an e-mail with particulars to dmwoodturners@gmail.com and we'll send it out to all members with e-mail addresses on record.

LAST CHANCE TO RENEW YOUR MEMBERSHIP FOR 2019 – A single **\$20 bill** is all it takes to renew your membership dues for another year. This year we've expanded the payment methods to include major credit cards. In addition, you can now pay for 1, 2, 3, 4 or 5-year renewals at the \$20/year rate. If paying by mail, checks only, please. At the January Chapter meeting, you can pay by cash, check or credit card issued by VISA, Master Card, Discover Card, or American Express, but remember, *this is your last chance*. You can also mail your renewal check made out to "DM Woodturners" for one or multiple years to: Des Moines Woodturners, 10050 NE University Ave., Runnells, IA 50237 prior to the January meeting. **Members who fail to renew by our January 12th meeting, will have their name dropped from our roster.** Those wishing to renew after the January 12th deadline will have to do so as NEW members at the \$25 new member rate. If you have any questions regarding the renewal process, please contact **Dick Meuler** at 515-991-8111 or e-mail him at dmwoodturners@gmail.com.

CHAPTER DIRECT WEB LINKS – Below are a few direct links to our Chapter web site.

-  Calendar of Events - http://www.dmwoodturners.com/?page_id=2
-  Woodturning Article and Plan Links - http://www.dmwoodturners.com/?page_id=90
-  Chapter Library contents - http://www.dmwoodturners.com/?page_id=84
-  Contact board members and volunteers - http://www.dmwoodturners.com/?page_id=126
-  Download Membership Application form - http://www.dmwoodturners.com/?page_id=399
-  Download or view Scout Center Networking Info - http://www.dmwoodturners.com/?page_id=500

..Bring a friend, neighbor or co-worker you think might enjoy woodturning..

DES MOINES WOODTURNERS WEARABLES - Members wanting Des Moines Woodturners logos embroidered on clothing are advised to purchase shirts, sweatshirts or turning smocks of their choice and style. These must be BRAND NEW and UNWASHED and can be delivered to any officer or board member. When enough are collected to meet minimums, they will be taken to the embroiderer. Be sure to attach a note with your name to the collar of each garment submitted indicating if and how you want your name embroidered along with the Chapter logo. Costs to add the standard logo are \$8.00 per item. Personalized names can also be added for an additional \$6.00 per item. Chat with **Rob Beattie** if you have questions. 282-4532 or beattie.r@mchsi.com.

BULLETIN BOARD

- Members interested in **woodturning classes**, contact **Rob Beattie** at beattie.r@mchsi.com or 282-4532.
- Members interested in **purchasing a Chapter lathe**, email pres@dmwoodturners.com.

→ → → → → → → → **SAVE THE DATES** ← ← ← ← ← ← ← ←

REGIONAL SYMPOSIUMS

Tennessee Assoc of Woodturners 31st Annual Symposium – Franklin, TN – Jan 25-26, 2019.

Demos by: Ashley Harwood, Todd Hoyer, Al Start and Jacques Vesey. Go to <http://www.tnwoodturners.org/>

FineWoodworking Hands On – Tampa FL – Feb 1-3, 2019. Demos by Dixie Biggs, Peter Galbert and Dave Fisher plus several great flat work folks. Go to <http://www.finewoodworking.com/hands-on-classes-203-304-3417>

2019 Elegance in Wood Show and Sale - Lee's Summit, MO – March 15-16, 2019.

For additional info, go to <http://kcwoodworkersguild.org/kc-elegance-in-wood-show-and-sale/>

AAW ANNUAL INTERNATIONAL SYMPOSIUM SCHEDULE

Raleigh, NC – 33rd Annual International Symposium - July 11-14, **2019**

Louisville, KY - 34th Annual International Symposium - June 4-7, **2020**

Omaha, NE – 35th Annual International Symposium – July 15-18, **2021**

Check for other AAW events scheduled under “Events” then “Calendar” at <http://www.woodturner.org/>

LAST CHANCE FOR YOUR 2019 DUES RENEWALS (still only \$20) NOW BEING ACCEPTED

(If you joined the Chapter after Jun 15th of 2018, your dues are paid for 2019)

Bring to the January meeting or mail to Des Moines Woodturners, 10050 NE University Ave., Runnells, IA 50237

Get involved with **YOUR** AAW Woodturning Chapter and get more **Bang** for your Bucks!
You might be surprised just how rewarding this experience can be.

Have you had any of these changes?

PHONE NUMBER change?

E-MAIL ADDRESS change?

MAILING ADDRESS change?

Send changes to dmeuler@gmail.com

or call 515-991-8111

If you **SEE** something,
SAY something

FREE – Chapter Volunteer Opportunities. Contact a board member to join in the fun!

...JUST A THOUGHT FOR 2019 –

Don't judge yourself in terms of being good or bad at something, but rather focus on your progress.

Meet the Officers and Volunteers
that work behind the scenes helping to
make our Chapter successful...

Des Moines Woodturners, Inc.

E-mail: dmwoodturners@gmail.com

Web: <http://www.dmwoodturners.com>

2019 BOARD OF DIRECTORS

President	Tom Whalley	515-321-6323
Vice President	Will Zitterich	515-232-1765
Treasurer	Tom Baker*	515-249-7503
Secretary	Donna Byers	515-360-5894
Dir Education	Rob Beattie*	515-282-4532
Dir Programs	Dave Yearian*	515-971-5552

Membership Brochure – Click Link

http://www.dmwoodturners.com/?page_id=399

2019 CHAPTER VOLUNTEERS

A-V Produce	Tom Baker
Cameras	Tom Baker Craig Wyckoff Glen Farmer
Greeter	Vikki Morain
Assist/BU	Donna Byers
Librarian	Don Skarin
Assistant	Open position
Mentoring	Will Zitterich
Maintenance	Dave Yearian Leroy Monson
Membership	Dick Meuler*
Newsletter	Tom Whalley
Photographers	Gil Lea George Takacs
Refreshments	Tad Tadlock*
Back Up	Dan England
Programs	Dave Yearian Dave Rabe Jim Reynolds Brian Simmons
State Fair	Rob Beattie
Webmaster	Jim Bergeson

*Training Team Instructor

... but we could still use your help

HOW CAN YOU VOLUNTEER?–

What can you do to help make us better?

Please send your thoughts or
ideas of what you can do to:
pres@dmwoodturners.com

What's Ahead – Chapter and Related Activities

Here's what's happening this month...

- ☒ Tues, Jan 8, 2019 – Des Moines Woodworkers Association - meet at The Woodsmith Store at 7:00 p.m.
- ☒ Sat, Jan 12, 2019 – **Des Moines Woodturners** meeting and demo at The Woodsmith Store, 1:00 p.m.
- ☒ Wed, Jan 23, 2019 – **Des Moines Woodturners** Informal Networking meeting from 9:30 – 11:00 am. Boy Scout Center, 6123 Scout Trail, Des Moines (1st building south of Loffredo Produce off SW 63rd St.)

... and in the coming months.

- ☒ Sat, Feb 9, 2019 – **Des Moines Woodturners** meeting and demo at The Woodsmith Store, 1:00 p.m.
- ☒ Tues, Feb 12, 2019 Des Moines Woodworkers Association - meet at The Woodsmith Store at 7:00 p.m.
- ☒ Wed, Feb 27, 2019 – **Des Moines Woodturners** Informal Networking meeting from 9:30 – 11:00 am. Boy Scout Center, 6123 Scout Trail, Des Moines (1st building south of Loffredo Produce off SW 63rd St.)
- ☒ Sat, Mar 9, 2019 – **Des Moines Woodturners** meeting and demo at The Woodsmith Store, 1:00 p.m.
- ☒ Tues, Mar 12, 2019 - Des Moines Woodworkers Association - meet at The Woodsmith Store at 7:00 p.m.
- ☒ Wed, Mar 27, 2019 – **Des Moines Woodturners** Informal Networking meeting from 9:30 – 11:00 am. Boy Scout Center, 6123 Scout Trail, Des Moines (1st building south of Loffredo Produce off SW 63rd St.)
- ☒ Tues, Apr 9, 2019 – Des Moines Woodworkers Association - meet at The Woodsmith Store at 7:00 p.m. Woodsmith Store at 7:00 p.m.
- ☒ Sat, Apr 13, 2019 – **Des Moines Woodturners** meeting and demo at The Woodsmith Store, 1:00 p.m.
- ☒ Wed, Apr 24, 2019 – **Des Moines Woodturners** Informal Networking meeting from 9:30 – 11:00 am. Boy Scout Center, 6123 Scout Trail, Des Moines, (1st building south of Loffredo Produce off SW 63rd St.)
- ☒ Tues, May 11, 2019 – Des Moines Woodworkers Association - meet at The Woodsmith Store at 7:00 p.m.
- ☒ Sat, May 14 2019 – **Des Moines Woodturners** meeting and demo at The Woodsmith Store, 1:00 p.m.
- ☒ Wed, May 22, 2019 – **Des Moines Woodturners** Informal Networking meeting from 9:30 – 11:00 am. Boy Scout Center, 6123 Scout Trail, Des Moines (1st building south of Loffredo Produce off SW 63rd St.)

No Des Moines Woodturners Chapter meetings at Woodsmith until September 14.

- ☒ Wed, Jun 26, 2019 – **Des Moines Woodturners** Informal Networking meeting from 9:30 – 11:00 am. Boy Scout Center, 6123 Scout Trail, Des Moines (1st building south of Loffredo Produce off SW 63rd St.)
- ☒ Mon, Jul 1, 2019 – Last day to purchase project entry tickets, but you don't have to have your project completed by this date.
- ☒ Wed, Jul 24, 2019 – **Des Moines Woodturners** Informal Networking meeting, 9:30 – 11:00 am. Boy Scout Center, 6123 Scout Trail, Des Moines (1st building south of Loffredo Produce off SW 63rd St.)
- ☒ Sat, Aug 3, 2019 – **Your project must be at the fair by this date!**
- ☒ Thu, Aug 8 through Sun, Aug 18 – **Iowa State Fair dates**
- ☒ Wed, Aug 28 2019 – **Des Moines Woodturners** Informal Networking meeting from 9:30 – 11:00 am. Boy Scout Center, 6123 Scout Trail, Des Moines (1st building south of Loffredo Produce off SW 63rd St.)

AAW GUEST MEMBERSHIP PROGRAM CONTINUES - AAW continues to offer a **Guest** membership program for Chapter members who are not yet AAW members. By signing up for a complimentary **Guest** membership, Chapter members can have limited access to AAW member resources for a full 60 days. They'll be able to explore what the AAW has to offer, kick their tires, and hopefully decide to become full-fledged AAW members and benefit from everything the AAW has to offer. The Guest membership welcome page can be found at <http://www.woodturner.org/page/GuestMemberLanding> and has handy resources for getting started in woodturning, the Safety Guidebook for Woodturners, and much more. They will be adding sample articles to this page from each new American Woodturner and Woodturning FUNdamentals issue. All AAW members have access to the materials on this page. Check it out and help them spread the word.



Woodturning FUNdamentals

<https://www.woodturner.org/page/FUNdamentalsRes> is a digital publication offered to members four times annually. Each issue includes projects, techniques, tips, videos, and information to build essential woodturning skills. Additionally, the <https://www.woodturner.org/page/WoodFunHome> link helps newer turners build strong woodturning skills and essential techniques. The portal complements the Woodturning FUNdamentals digital publication.

AAW PROJECTS AND ARTICLES AT YOUR FINGERTIPS

Nearly everything you want to know about woodturning is at your fingertips. **AAW EXPLORE!** Look for the link on AAW home page. (<http://www.woodturner.org/>)

WOODTURNING MARKETSPACE - Check out the following page on the AAW website. It contains links to over 120 suppliers of woodturning related items from equipment to tools, supplies, wood, schools, and services. <http://www.woodturner.org/?page=Marketspace2>

You may also want to check out exclusive offers, discounts and promos for AAW members at <https://www.woodturner.org/page/MktspOffers2>

AAW EDUCATIONAL GRANTS - The application process (for members) is open for 2019 Education Grants through December 31, 2019. Grants may be awarded to individuals, Chapters, and schools and other groups for woodturning education endeavors. Learn more on the AAW website at: <http://www.woodturner.org/?page=2018EOGApply>

CRAFT SCHOOL SCHOLARSHIPS

The Des Moines Woodturners Chapter nominated two members, **Randy Willey** and **Donald Skarin**, for the drawing to determine the winners who will be announced on or before January 21, 2019. Alternates are **Tim Smith**, **Vikki Morrain** and **Stan Merrell**. Congratulations to all and good luck in the AAW drawing.

AMERICAN ASSOCIATION of WOODTURNERS (AAW) - If you are an avid woodturner, we would recommend an AAW membership because it offers you many woodturning resources including access to all previous issues of American Woodturner, the AAW Journal of articles, plans and woodturning techniques, six NEW issues of American Woodturner a year along PLUS six issues of the digital Woodturning FUNdamentals and many other learning resources and opportunities. Check them out at <http://www.woodturner.org>

AAW MEMBERSHIP BENEFITS – JOIN or RENEW TODAY

<http://www.woodturner.org/resource/resmgr/MemberBenefits/MemberPublicationsServices20.pdf>



Turn to your Passion

American Association of Woodturners

222 Landmark Center, 75 5th Street W

Saint Paul MN 55102

651-484-9094 inquiries@woodturner.org

WEB SITE: <http://www.woodturner.org/>



ALL ABOUT SANDPAPER

At the December Chapter meeting, different types of finishing techniques were discussed including the ever-popular joy of "sanding". The information below may help to answer the age-old question: "What kind of sandpaper should I use"? beginning with...

Backing

In addition to paper, backing for sandpaper includes cloth (cotton, polyester, rayon), PET film, and "fiber", or rubber. Cloth backing is used for sandpaper discs and belts, while mylar is used as backing for extremely fine grits. Fiber or vulcanized fiber is a strong backing material consisting of many layers of polymer impregnated paper. The weight of the backing is usually designated by a letter. For paper backings, the weight ratings range from "A" to "F", with A designating the lightest and F the heaviest. Letter nomenclature follows a different system for cloth backings, with the weight of the backing rated J, X, Y, T, and M, from lightest to heaviest. A flexible backing allows sandpaper to follow irregular contours of a workpiece; relatively inflexible backing is optimal for regular rounded or flat surfaces. Sandpaper backings may be glued to the paper or form a separate support structure for moving sandpaper, such as used in sanding belts and discs. Stronger paper or backing increases the ease of sanding wood. The harder the backing material, the faster the sanding, the faster the wear of the paper and the rougher the sanded surface.

Source: <https://en.wikipedia.org/wiki/Sandpaper>

PSA paper has a sticky back and is good to be used on large jobs that are likely to wear out the sandpaper.

Hook-and-loop paper uses a fuzzy backing that sticks to the bottom of a sander. It can be pulled off and reused before the abrasive on the paper wears out

Which abrasive to choose?

Obviously, it's important to choose the right abrasive for the job in hand, which means picking the right type of abrasive grain and the correct grit size. It helps enormously to know what's in abrasives, because they're all made differently.

Aluminum oxide sandpaper

The most common type of sandpaper--aluminum oxide--is useful as an all-around sanding paper. It is made by fusing the mineral bauxite, aluminum oxide. Normally brown or reddish-brown. This is a sharp, blocky mineral, the most common all-purpose woodworking abrasive for a very good reason. It is the only abrasive mineral that fragments under the heat and pressure generated by sanding wood. This characteristic is called friability and it's highly desirable. As you sand, aluminum oxide renews its cutting edges constantly, staying sharp and cutting much longer than other minerals. Aluminum oxide is also a relatively tough abrasive, which means its edges don't dull much before they fragment. Its excellent friability and toughness make it the longest lasting and the most economical abrasive mineral.

Silicon Carbide sandpaper

Silicon carbide is an abrasive made from coke and silica sand and is a very sharp and hard abrasive. It is used for sanding between coats of finish, painted or otherwise finished surfaces, rubber, plastic, non-ferrous metals and other types of materials. It cuts very well under light pressure and has self-sharpening properties and is normally black. Though aluminum oxide is the more commonly used abrasive for sandpaper, silicon carbide is used on some types of paper for smoothing wood finishes and the sanding of metal. With silicon carbide abrasives, the grain macro-fractures. This means it breaks into smaller pieces which act to re-sharpen it before it goes dull. Silicon carbide abrasives stay sharp until they die, but they die relatively quickly. It the least expensive option for belt sanders. There is only one kind of silicon carbide and it's harder and sharper than most aluminum oxides, making it the best choice for cutting hard materials like wood finishes, paint, plastic and metal. It's also a friable mineral, so hard that sanding soft wood won't make it fragment and renew its cutting edges. Though it will sand faster at first, it will dull more quickly than aluminum oxide. It is also generally more expensive than aluminum oxide.

Garnet sandpaper

Garnet is a very sharp grain that cuts very quickly when new. It fractures quickly, keeping it sharp. it is perfect for sanding wood end grains or for final finish sanding of wood. Garnet is very economical. Mostly found in sheet form.

Alumina Zirconia sandpaper

This sandpaper is made from a high-performance alloyed abrasive formed by Zirconia deposited in an Alumina matrix. An alloy of Aluminum Oxide and Zirconium Oxide. Designed for heavy duty stock removal for metal and wood, with self-sharpening characteristic. It normally works well for dimensioning wood. Normally, it is blue. It has a very long life and a fast cut rate even under heavy grinding stress. As the grain breaks down under heat and pressure, it fractures into smaller jagged pieces. Zirc, as the experts call it, is good at dissipating heat, letting the grain stay sharp for longer than most other man made and naturally mined grains. Its impressive durability makes it particularly effective on difficult to grind and exotic metals and it doesn't fragment much on wood. A fast solution with a long life, great for sanding wood, particularly the coarser grits.

Stearate Lubricant

Stearated sandpaper is also known as self-lubricating sandpaper. It is used primarily for sanding wood and paint finishes as well as metal. The applied lubricant or soap prevents clogging and extends the life of the sandpaper. Stearate A/O and S/C are dry sanding types of sandpaper. Stearate A/O (Aluminum Oxide) primarily used in bare wood or non-ferrous metal applications where loading of the material could occur. Stearate S/C (Silicon Carbide) is primarily used in between coats of finish. The added stearate acts as a dry lubricant while sanding on surfaces where wet sanding cannot be applied. Stearate S/C is not recommended for bare wood sanding and SOME water-based finishes. Instead look at our regular wet/dry S/C for water-based finishes.

Open Coat vs. Closed Coat

Open Coat is a coated abrasive product in which the abrasive grain covers approximately 50% to 70% of the coated side surface. Helps to retard loading of sticky or gummy materials such as softwoods or paint. Closed-

Drum Sander Tips

Heat is the main culprit that causes clogging. The best way to remedy some of this is to make light passes and use a belt cleaning stick periodically to remove any built-up particles in the abrasive. Dust build-up can also contribute to abrasives clogging and burning. Using a good dust collection with at least 1,000 cfm is ideal, as drum sanders produce a tremendous amount of dust that needs to be extracted. A shop vac just won't handle the amount dust that is created. Be sure to have decent filtration (30 micron or better) on any dust system you may use.

Did you know this? Make sure your wraps are not touching each other when on the drum. Keep at least a 1/16" gap between wraps. This will aid in cooling and dust removal from the sanding process. If you have purchased sandpaper rolls for your open arm sander recently and discovered the paper is shorter than it was before, this is the reason. It needs a space between the wraps.

Care of sanding belts

Klingspor recommends that you do not hang portable belts on a hook or peg. Instead keep your belts in a plastic bag or in a climate-controlled area. Typical standard life of a belt joint is one to two years.

For much more about sandpaper, visit: www.woodworkingshop.com or <https://www.woodmagazine.com> and then search for "Which sandpaper grits should I use?" On the same search page, you will find other sandpaper related articles, as well.



An accident at the lathe can happen with blinding suddenness. Respiratory and other problems can build over years. Please remember to take *all* the appropriate precautions when you turn. Among the most important of these is the use of an approved face shield, safety glasses, and an effective dust mask. It is important to observe all manufacturers' safety guidelines. Following manufacturer's safety guidelines and their product information will help you continue to enjoy woodturning years into the future.

If you have any ideas for items of interest to the Chapter that could be included in the Monthly Meeting Announcement, please send them to pres@dmwoodturners.com.