



# Des Moines WoodTurners Meeting Announcement



Beattie

Rolison


Dowler

October 2014

AAW Chapter 158

Bulletin 2014-10

**DES MOINES WOODTURNERS MEETING (AAW Chapter 158)** Saturday, October 18<sup>th</sup>, 1:00 p.m., at the



Woodsmith Store. Member Daniel Henderson will share with us how he built the jigs and turned these decorative tabletop and wall hangings. Daniel won a ribbon at the Iowa State Fair for one of his wall hangings.

The process involves building a jig to safely hold a multitude of square spindles, all sized the same. A turning is done somewhat like you'd see on a Roman shield. Then the spindles are removed and rotated back in the frame and turned a second time. The spindles are removed a final time and rearranged to suit the artist. Then the spindles are edge glued together and if wanted, an outside shape can be cut on the bandsaw or scrollsaw as seen in the one in Daniel's left hand. I doubt this technique has ever been demonstrated before at one of our meetings so plan to attend and see for yourself how it's done.



We'll have a Beginners and All Other Show and Tell area again this month so all you beginners, show us what you've been doing. Everyone else please bring your work too. Everyone enjoys looking at the work of others so please continue to bring in what you've been turning in your shop. If you're looking to have your work critiqued, we'll have an area for that as well and we'll get to as many as we can.

**SEPTEMBER MEETING REVIEW** – Chapter member and Program Chair Jack Rolison demonstrated how he dyes his projects and how he creates a high-gloss finish over the dye using Starbond CA.



In case you didn't take notes, here are Jack's QUICK INSTRUCTIONS.

**NOTE:** Run lathe at low speed to perform CA application, polishing and wax applications.

1. Leave project on lathe, make sure all sanding marks are removed from your project.
2. Apply three coats CA. (Starbond Med Thin EM-40) Be sure to wear neoprene gloves, eye wear, proper ventilation.
3. If any ridges or low spots, sand with 320 or 400.
4. Apply four more coats of CA. If any ridges or low spots, sand again with 320 or 400.
5. Clean with pad dampened with accelerator, then Apply three more coats of CA and sand with 600 grit.


Pads made from sections of "Rags in a Box" in the cube box from home centers, not standard paper towels.

**NOTE: NEVER USE CLOTH RAGS** of any kind at lathe while lathe is running!

6. Apply three more coats of CA and then sand with wet and dry 1000 grit, 1500 grit, 2000 grit, 3000 grit.
7. Wipe clean with paper towel and polish with "3M Machine Polish, #B" (Automotive store) using paper applicator
8. Apply "Plastix" liquid wax using paper towel applicator (Walmart, 10 oz bottle)

**LATHE DONATION** – The family of member Bob Carfrae have kindly donated Bob's lathe, tools and accessories to the chapter. As reported in our February meeting announcement, Bob was a regular and faithful attendee until his death early this year. The 15" lathe has been gone through by our maintenance crew and runs nicely. Our sincere thanks to Bob's family for the donation to raise funds for chapter operations.

**DES MOINES WOODTURNERS WEARABLES** - Members wanting Des Moines Woodturners logos embroidered on shirts are advised to purchase shirts or sweatshirts of their choice and style. These BRAND NEW and UNWASHED shirts can then be delivered to any officer or board member. When enough are collected to meet minimums, they will be taken to the embroiderer. Be sure to attach a note with your name to the collar of each garment submitted. Costs to add the standard logo are \$8.00 per item. Personalized names can also be added for an additional \$6.00 per item. We have a number now and need a few more to meet the minimum order. Chat with Rob Beattie if you have questions. 282-4532



**WOOD & MAGAZINE SALES** – Again in October look for Jim Hogue and Chuck Dowler selling woodturning stock and various great magazines that seem to never go out-of-date. Sales are always brisk so come early and take advantage of the bargain prices. Proceeds (less Sales Tax) go to help the chapter grow.

### **ONE TRAINING CLASS ENDS – ANOTHER BEGINS**



Gary Kelly    Jim Pierce    Chuck Spittler    Dave Rabe

The September Basic Woodturning class completed their fourth day of training and successfully turned their bowl project. Each student is asked to bring the projects they turned in class to the October meeting so all can see their progress. Good job Gary Kelly, Jim Pierce, Chuck Spittler and Dave Rabe.

Meanwhile, on October 4<sup>th</sup>, a new class of students started their four week Basic Woodturning course and should complete it on November 1<sup>st</sup>. They are members Nate Gibson, Becky Rogers, Daniel Henderson and LeRoy Monson.

Active members needing specific woodturning help and those wanting to take the Basic Woodturning class should contact Chuck Dowler at 515-490-4988. The Basic Woodturning class concentrates on learning tool control for five basic woodturning tools and demonstrates safe tool sharpening using the Oneway Wolverine system on an 8" slow-speed grinder.

Education Chair Chuck Dowler is directing the Basic Woodturning course with rotating instructor/demonstrators Rob Beattie, Jim Hogue, Dick Meuler and Dave Yearian along with training assistant Bob Blank.

**WOODTURNERS LIBRARY NEWS** – Lots of new items have been added to the library thanks to more donations from the family of Roy Moore and six from member Ray Nelson. Our Thanks to both.

Some titles include "Turning Practical Items on a Wood Lathe" by Dick Sing, "Spindle Turning" from Woodturning magazine, Fine Woodworking on "Spindle Turning", "Practical Tips for Turners & Carvers", "Turning Boxes" with Richard Raffan, and "Techniques & Projects" by AAW (1993 to 1995 issues). Chuck Dowler's May meeting demo DVD on goblet turning is also in and ready for check-out.

Just a reminder to return books and videos you've checked out in the past. Librarian Don Skarin is STILL looking for a volunteer to help staff the library during Saturday meetings. See Don at the October meeting or drop an e-mail to [dmwoodturner@gmail.com](mailto:dmwoodturner@gmail.com) if you're willing to lend a hand. It takes very little time and we could use your help. Nate Gibson says he'll pitch in, how about you too? Thanks Nate!!

If you have woodturning oriented original VHS tapes, DVD's, books or magazines you'd like to donate to the chapter, bring them to a meeting and give them to Don or any board member. Please enclose a note with your name so we know who donated them.

Remember, **DO NOT** drop returned library items in Woodsmith's front lobby. That box is for the Des Moines Woodworkers use only. Instead, bring your items to the meeting room and turn them in to the librarian.

### **2015 IOWA STATE FAIR – WANTED - SPARE SCRAP LUMBER AND VOLUNTEER TURNERS**

We're collecting and storing blanks to make spurtles, dibbles, and tops in advance for next years Iowa State Fair. Bring it in by the piece or bags full. Even rough-cut, unsurfaced stock is fine. It just needs to be in safe to turn condition. Here's what we need.

For spurtles, we'd like 9 to 12 inch lengths of at least 1 inch square lumber or larger in hardwoods such as Alder, Beech, Birch, Cherry, Hard Maple, Soft Maple, Sycamore or even Poplar.

For dibbles we need at least 1 3/4" inch square stock that's at least 7 to 10 inches long . We can use any species of hardwood including Alder, Ash, Beech, Birch, Boxelder, Butternut, Cherry, Elm, Gum, Hackberry, Hard Maple, Hickory, Oak, Poplar, Soft Maple, Sycamore, and Walnut.

For tops we need at least 2 inch square stock by at least 3 inches long, same species as listed for dibbles.

We'll collect these and parcel them out to volunteers willing to make these items in their shop and bring them in to sell at next years fair. Having 800 or more pre-turned and finished items wouldn't be too many to have on hand.

**NOMINATING COMMITTEE REPORT** - Fall is election time and our nominating committee has been making contact with members to seek out volunteers to fill both officer positions as well as board positions. At the November 15th meeting, attending members will decide whether to accept the slate presented by the committee. All nominees have agreed to accept the position and be 2015 members of AAW at the national level as well as a member of our local chapter. Thanks to Rob Beattie and Dave Yearian for co-chairing the committee and filling the slate for next year. See Page 4 concerning other chapter volunteers needed.

**DUES COMING DUE** – Our first membership dues renewal is approaching. With the exception of those who have joined since September 1 and those who have already paid their 2015 dues, your membership will expire near the end of this year. It is always helpful to our volunteers if you can pay at the earliest possible date so we don't have a heavy workload at the end of the year. Membership databases need to be updated and new membership cards need to be printed and put into your hands so you can use them to get your 2015 purchase discounts.

If you're already a card carrying member and your card indicates your membership expires 2014/12/31, your renewal dues will be a single \$20 bill.

New memberships cost \$25 and if you haven't renewed your current membership by the January 17<sup>th</sup> meeting, you'll be considered a non-member and to rejoin it will be at the new member rate.

You can bring your dues payment to the next meeting or send a check today made out to "Des Moines Woodturners" and mail to:

Dick Meuler  
10050 NE University Ave.  
Runnells, IA 50237

Also check when your national AAW dues come due so you don't miss out on the many added benefits now being offered.

**ROBUST LATHE PLANT VISIT** – On September 25<sup>th</sup> on my way to a class reunion in eastern Wisconsin, I stopped by Robust Tools again, the makers of the highly sought after Robust **American Beauty** lathes. And oh my, are they beauties. At least two of our members are proud owners of these 25" capacity lathes. They come with either 28" or 52" long beds and optional tilt-away tail stocks and optional pneumatic system to make raising and lowering the monster tail stock a snap. Oh well, a woodturner can dream, can't I?

Robust also makes a **Sweet Sixteen** disguised as a 16" spindle lathe. It's also a 32" bowl lathe and extended bed spindle lathe. The removable gap section in the bed makes it so. Then there is the **Liberty**, a 16" lathe with a sliding head stock that offers a tilt-away tailstock, remote switch and speed control. It can be used on a bench top or you can purchase the steel leg set for it. Then there is the **Independence**, a lathe designed exclusively for the seated turner. Providing unprecedented access to the work from almost any angle. the Independence will fit any seated turning situation and is used by many with mobility disabilities. This machine is an excellent fit for many of our vets.

It is gratifying to see a successful American manufacturer leading the field by building a quality series of lathes.



Owner Brent English with Tool Rests they make



Me after I hugged a stock American Beauty

For more info goto <http://turnrobust.com/>  
For a behind the scene look at the Robust story, go to:  
<http://kurthertzog.com/articles/wtd44behindthescenes18red.pdf>

**OTHER HELP NEEDED** - Running a chapter our size is easy work when enough interested parties put their heads together and pitch in to work as a team. We have an incredible core group but would like to include you if you have a strong passion for woodturning and enjoy the camaraderie that goes along with working with others who have similar interests. And we learn a great deal from one another as well.

We'd like to see more members providing monthly meeting demonstrations, help with simple tasks like setting up and breaking down monthly meetings and helping man the library. If you have computer or web site skills we seriously need someone to set-up a web site for us with a direct domain name. We also need assistance with our 501(c)(3) application, a PR guru for getting publicity throughout the community, and more. Please consider offering some of your time to help the chapter grow and provide the training, programming and community outreach needed. E-mail [dmwoodturner@gmail.com](mailto:dmwoodturner@gmail.com) or call 991-8111 to discuss opportunities.

**Be involved with YOUR Woodturning Chapter and get more Bang for your Bucks!!**

## **WORDS TO TURN BY - Some Light Along the Path**

Reprinted with permission of author Robert Gulley. [rgulley@wood-elegance.com](mailto:rgulley@wood-elegance.com) Originally appeared in Woodturning Design

Woodturning has its own language, like every field of endeavor. Some words and concepts may be familiar depending on one's background in woodworking, but many of the terms are specialized, and frankly, a bit strange-sounding! Continued from the September meeting bulletin.


### **Turning Between Centers**

As mentioned last month, turning between centers involves turning a piece while held between the headstock and tailstock, usually with the grain running parallel to the bed of the lathe. Some folks use a chuck to hold the headstock end even for spindles, but this is more commonly done when making goblets or vases.

Like faceplate turning discussed below, the meaning of turning between centers has blurred slightly, so it is important to distinguish which method is being discussed from the context of the article.

### **Chuck**

A device which holds the workpiece on the lathe, and there are numerous types and options, far too many to cover here. Some of the most common are the scroll chuck (also called a 4-jaw chuck), the collet chuck, the Jacobs chuck, and the vacuum chuck. In essence all of these tools are used to hold the wood onto a lathe, with the main difference in how they accomplish this task.



By far the most common is the scroll or 4-jaw chuck, with four *jaws* to grip the wood. These jaws move together to expand or contract along a section of the wood to grip the wood at the headstock.

A collet chuck is a different type of design which relies on pressure to hold a small tapered stem. These chucks are common in metalworking, but have great usefulness in woodturning as well.

Similarly a Jacobs chuck is familiar to anyone who has used a modern power drill, as most of these come with Jacobs' chucks. These are also useful for holding small stems or bases. Sometimes a Jacobs chuck may be used also at the tailstock end for drilling purposes, such as for setting the depth of a hollow form or box.

A vacuum chuck is designed to use a vacuum pump (or even a shop vac!) to hold a piece of wood by suction, creating a vacuum. This holding method is great for finishing off the bottom of a bowl after it has been hollowed out, but does require a bit of finesse in terms of tool control. I would not make this one of your first purchases or creations until you are comfortable with the basic aspects of turning bowls, platters, and other faceplate work.

There are also various jam chucks and specialized homemade chuck that can be used.

### **Dovetail Recess**



A recess on the workpiece which narrows slightly from the base into which a set of jaws can fit, such as those on a dovetail jawed scroll chuck. This recess is called a "dovetail" because of its shape, similar both to the joinery technique by the same name, and the general shape of a dove's tail (clever, eh?!) This shape has proven it's worth in flatwork joinery, and as a temporary holding design for a lathe it works great. While the recess narrows up from the base, the jaws are widest on the end and then narrow to form an interlocking grip which is very solid. Unless you are pretty heavy-handed with your tools or there is damage to the wood in some way, this grip is very secure.

**AAW CHAPTER SCHOLARSHIPS** - Once again, all AAW chapters are eligible to apply for at least one woodturning scholarship to either Arrowmont School of Arts and Crafts or the John C. Campbell Folk School. A total of twenty-eight scholarships will be awarded to selected AAW chapter members

To be nominated for a scholarship, chapter members must be AAW members and be chosen through a process authorized by their AAW chapter officers. The deadline for applications is **November 15, 2014**.

Learn more at <http://www.woodturner.org/?page=ChapterScholarships2>

### **AMERICAN WOODTURNER – Journal of the American Association of Woodturners - Aug 2014**

Articles of general interest include; How to Maintain your Morse Tapers for a tight and proper fit, by Leon Olson,; Half Ring Candle Holders provide an interesting variation for any table setting, by John Lucas; Finishing with Cyanoacrylate (CA) (highlights our Sept meeting demo), by Don McIvor; Turning your Very First Bowl by an old-time shop teacher, John Kelsey; plus tips, chapter articles and gallery photos. Join AAW and enjoy this bi-monthly publication. Also, see <http://www.woodturner.org/default.asp?page=KT201410> newsletter.

AAW members don't forget the **October 17<sup>th</sup>** deadline to vote for national board members. You can vote electronically at <http://www.woodturners.org> **AAW Members – See the FREE FUNdamentals digital booklets at:** <http://www.woodturner.org/?page=FUNdamentalsRes>

**DISCOUNT SUPPLIER INFO – Woodsmith Store** at 10320 Hickman Road, Clive offers 10% discount to all members with the exception of sale items and power tools or things with a cord. If you're in doubt, ask a sales associate. M–F 9 to 7, Sat 9-5, Sun 11-4 254-9494



**Tandy Leather Factory** at 5041 NE 14th St., Des Moines offers near 50% discounts on non-sale items such as dyes, adhesives, leather, leather making supplies, tooling and lots more. Current hours are 9 till 6 Mon thru Fri and 9 till 4 on Sat. Check them out. 265-6521



**True Value Hardware** at 63<sup>rd</sup> and Grand in WDM offers a 10% discount on most non-sale items. If you're in doubt, ask a sales associate. Store is known for having nearly anything you'd ever want especially in the hardware and fastener area. Hours Mon thru Fri 7 to 8, Saturday 7 to 6 and Sunday 9 to 5. Check them out. 279-9905.

**Before they ring you up**, show these suppliers your Des Moines Woodturners membership card. Have other favorite suppliers you'd like added? E-mail us at: [dmwoodturner@gmail.com](mailto:dmwoodturner@gmail.com)

**LOOKING AHEAD** – Our November 15<sup>th</sup> meeting will include multiple demonstrators, each showing how to make a fun and interesting Christmas Ornament. How about a solid piece of wood turned into a bell, complete with clapper? Ever turn a penguin using a glue-up with two species of wood? How about a long, narrow icicle with a snowman head? These and more if time permits.

These projects make fun and treasured gifts for friends and family and take very little time to make.



**Turn to your Passion**

<http://www.woodturner.org/>

American Association of Woodturners  
222 Landmark Center, 75 5th Street W, Saint Paul MN 55102  
651-484-9094 [inquiries@woodturner.org](mailto:inquiries@woodturner.org)

### **Des Moines Woodturners, Inc. AAW Chapter 158**

E-mail: [dmwoodturner@gmail.com](mailto:dmwoodturner@gmail.com)  
Web: <http://dmwoodturner.wordpress.com>

#### **OFFICERS**

<b>President</b>	Paul Miller	276-6943
<b>Vice President</b>	Dick Meuler	967-7686
<b>Secretary</b>	Donna Byers	360-5894
<b>Treasurer</b>	Jim Hogue	515-462-3971

#### **BOARD MEMBERS**

<b>Education Chair</b>	Chuck Dowler	515-490-4988
<b>Program Chair</b>	Jack Rolison	641-683-5647

#### **VOLUNTEERS**

<b>A-V Specialist</b>	Mark Foust
<b>Greeter</b>	Vikki Morain or Donna Byers
<b>Librarian</b>	Don Skarin, Assistant Nate Gibson <b>(One more assistant needed)</b>
<b>Maintenance</b>	Dave Yearian and LeRoy Monson
<b>Refreshments</b>	Ron Jacobson or Donna Byers
<b>Webmaster</b>	<b>Open Position, help needed</b>

#### **Membership Brochure – Click Link**

[http://dmwoodturner.files.wordpress.com/2013/12/dmwtbroch\\_tri-fold\\_2014.pdf](http://dmwoodturner.files.wordpress.com/2013/12/dmwtbroch_tri-fold_2014.pdf)


# Lathe For Sale

Craftsman Model 351.217150 Specs indicate continuously variable speed (400 to 2,000 RPM) with swivel head stock and 2 HP motor, 1" x 8 TPI drive spindle, #2 MT head and tail stock, spindle lock, 24 indexing positions, 15" inboard bowl capacity, 20" outboard bowl capacity and 38" long spindle capacity. Complete with wood table stand, faceplate, 6" and 12" tool rests, live tail center and Operators Manual. This is a bargain price for this size lathe with these features.....everything is in working condition.

Selling due to death of owner who purchased lathe new. ~~\$450~~ **\$400** or best offer. \*\*

(Note – Turning tools shown on right side of lathe bed are not included)

Contact: [dmwoodturner@gmail.com](mailto:dmwoodturner@gmail.com) or call 515-991-8111



**\*\* NOTE: If lathe not sold by October 18<sup>th</sup> meeting, it will be offered for sale to the general public on Craigslist and other sale sites.**



OPERATING SPEEDS (RPM)			
SPINDLE TURNING			
Square	Length	Rough	Finish
1 to 2"	1 to 12"	1300	2000
1 to 2"	to 24"	1100	2000
1 to 2"	to 38"	1000	2000
2 to 4"	1 to 12"	1000	1800
2 to 4"	to 24"	900	1600
2 to 4"	to 38"	700	1400
4" Plus	1 to 12"	800	1400
4" Plus	to 24"	600	1100
4" Plus	to 38"	400	800
FACEPLATE TURNING			
Diameter	Thickness	Rough	Finish
4 to 7"	up to 2"	1300	2000
4 to 7"	2 to 4"	1200	2000
4 to 7"	4" Plus	1000	2000
8 to 11"	up to 2"	1000	1800
8 to 11"	2 to 4"	900	1700
8 to 11"	4" Plus	700	1400
12 to 15"	up to 2"	700	1200
12 to 15"	2 to 4"	550	1000
12 to 15"	4" Plus	400	800

**CAUTION:**  
VERIFY THAT WORKPIECE IS SECURE