



Des Moines WoodTurners Meeting Announcement



Nass



Steyer



Beattie

MAY 2015

AAW Chapter 158

A 501(c)(3) Non-profit Organization

Bulletin 2015-05

DES MOINES WOODTURNERS MEETING (AAW Chapter 158) Saturday, May 16th, 1:00 p.m., at the Woodsmith Store, 10320 Hickman Road, Clive, IA.

Member **Donna Byers** will demonstrate her method of turning and finishing pens and pencils. She'll also explain and demonstrate how a variety of kit projects can be made on a pen mandrel and cover the various drill bit sizes used, bushing styles and sizes, brass tubes used and tools needed to make pieces fit well.

In addition, other types of mandrels will be shown to make turned disks for non-tubular projects including those that fit in a Jacobs chuck, 4-jaw scroll chucks and others that attach directly to your headstock spindle. Once acquainted with these mandrels, it's amazing the things you can design and make on your own.

Beginners and everyone else, please bring in your Show 'n' Tell items for our final meeting of the spring season. Everyone likes to see the variety of projects you turn in your shop.

PARKING - PLEASE REMEMBER.....

When parking at Woodsmith on Saturday, please remember to park at the far East and North sides of their parking lot. This leaves the areas closest to the entrance door for their normal Saturday store customers. If you have items to drop off for our meeting, drop them off at the entrance and then go park in the designated areas.

Thanks for your cooperation. Woodsmith is gracious to let us use their facility. Please respect their parking rules so their normal customers have easy access to the store on one of their busiest days.

MARCH MEETING REVIEW – Tom Steyer and crew from JT Turning Tools in Omaha demonstrated a wide variety of specialized tools in March. Below, various members volunteered to try the 'Gizmo' hollowing system with either the laser guide or the 'CutterVision' attachments. Also demonstrated were the 'Down n' Out' tail stock manager, an array of components for their vacuum chuck system, the 'Dust Guzzler' dust collection port and various hand wheels to adapt most lathes to their vacuum chucking system. In addition, a three wheel bowl steady that doesn't require a hoop and a variety of cutting bars for the Gizmo articulated hollowing system.



Donna Byers



Chuck Dowler



Rob Beattie



Rob Wallace



Tom Whalley

For more info, go to <http://www.jtturningtools.com/> or e-mail info@JTTurningTools.com or call **402-330-9801**

Jim Hogue reported brisk sales of his special turning wood and we'd like to thank everyone who contributed to the free will lunch offering.


Our special thanks to **Marlene Anderson** for organizing and creating the lunch portion of the meeting. Is she great or what! Also our thanks to the many volunteers who came in early to help unload equipment, set-up tables, alter the room layout, make coffee and set-up the A-V system. You were all equally helpful with clean-up, tear-down and carrying items back out to cars. **THANK YOU ALL!**



Marlene Anderson


SUMMER BREAK AHEAD – Just a reminder that we take a summer break from Saturday demonstration meetings during June, July and August. But that doesn't mean our Chapter activities stop. There are always trees to harvest for turning stock, our woodturning demonstrations every day at the Iowa State Fair Cultural Building (atop the hill east of the AG Building & KCCI stage, 2nd floor North end) from August 13th through August 23rd, and time to network with fellow members and learn/teach a thing or two to one another. The important thing is to **KEEP TURNING** as frequently as possible using proper tool techniques. Proper practice keeps the bad habits away and makes your woodturning safer and more fun. Have a safe summer!

NEW T-SHIRTS AVAILABLE – What do you do when you start addressing an audience of 70 people and a half dozen or so start standing up and taking off their clothes? I gawked at them, especially Tad Tadlock who was performing his shirt pull-off act right in the front row! I wasn't the only one. I saw audience members who seemed equally shocked with dropped jaws and eyes the size of saucers. My first thought was, "Poor Tad, he's been turning too much Walnut in his shop without a dust mask and has totally lost it". I wasn't sure how far he was going!



Well it turns out they weren't just a group of deranged old guys acting out, but instead a core group of great guys showing off the new T-Shirt design now available to Chapter members. See the instigator and designer Rob Beattie if you are interested in buying one. There is one XL size remaining and others will need to be ordered. They cost \$16 ea for size S, M, L and XL. Add \$1 for each additional larger size (2X=\$17, 3X=\$18, etc.) Bring cash or check to the May meeting or contact Rob at 282-4532 or beattie.r@mchsi.com Great items to wear while working our demo booth at the Iowa State Fair in August. (hint!)

DES MOINES WOODTURNERS WEARABLES - Members wanting Des Moines Woodturners logos embroidered on clothing are advised to purchase shirts, sweatshirts or maybe turning smocks of their choice and style. These **BRAND NEW** and **UNWASHED** items can then be delivered to any officer or board member. When enough are collected to meet minimums, they will be taken to the embroiderer. Be sure to attach a note with your name to the collar of each garment submitted. Costs to add the standard logo are \$8.00 per item. Personalized names can also be added for an additional \$6.00 per item. Chat with Rob Beattie if you have questions. 282-4532 or beattie.r@mchsi.com



WOOD SALES – At the May meeting, look for Jim Hogue's sale table of unique, quality woodturning stock at very attractive prices. There's a wide variety of blank sizes, styles and species. Sales are always brisk so come early and take advantage of the bargains to be had. All proceeds (less IA Sales Tax) go to help the chapter grow. Donated wood and turning related items always accepted to add to the sale table.

WOODTURNERS LIBRARY NEWS – Take a look at our growing library of woodturning books and videos at our monthly meetings. Just a reminder to return books and videos you've checked out in the past. You'll find the library in the SW corner of Woodsmith's seminar room on Chapter meeting afternoons. Librarian assistants Nate Gibson or Larry Beltrame can help you at the May meeting.



REMINDER – This is the last meeting before summer break. **Please return all checked out material this month so a full library inventory can be taken over the summer.**

Checked your shelves and cubby holes lately? If you have woodturning oriented original VHS tapes, DVD's, or books you'd like to donate to the Chapter library, bring them to a meeting and give them to Don or one of the assistants. Please enclose a note with your name so we know who donated them. Before tossing out turning magazines, bring them to a meeting and offer them to fellow members.

Remember, **DO NOT** drop returned library items in Woodsmith's front lobby. That box is for the Des Moines Woodworkers Assn. use only. Instead, bring your items to the meeting room and turn them in to the librarian.

ON RIDING THE BEVEL

"The bevel should rub the wood, but the wood shouldn't know it." Unknown

Stuart Batty stated **"float the bevel"**

IOWA STATE FAIR WOODTURNING ENTRIES

Just a reminder to get busy on your Iowa State Fair woodturning entries. The deadline to get your entry tags is July 1, 2015 for the wood projects division. Your projects don't have to be in until August 8th. Locals can actually drop them off on the 2nd floor of the Cultural Building on the Iowa State Fair grounds on that date.

IowaStateFair

NOTHING
COMPARES

You may enter on line or you can go to the east end of the lower level of the Administrative building at the fair grounds and buy your entry tags. For on-line entry go to: <https://www.iowastatefaireentry.org/login.aspx>

Link to the entry form: <http://www.iowastatefair.org/upl/downloads/competition/premium-books/entry-form-22.pdf>

Link to the entry fees: <http://www.iowastatefair.org/upl/downloads/competition/premium-books/entry-fees-22.pdf>

Link to the entry rules: <http://www.iowastatefair.org/upl/downloads/competition/premium-books/wood-projects-23.pdf>

It's easy to enter. Get the number of entry tags you think you'll need. You don't have to know what you'll enter or what category it will go into until you ship or hand deliver your entries to the fair grounds. You'll complete each tag you purchase and attach one to each project. That's it.

Here are the entry categories for wood turned items:

- | | | | |
|---|---|----|--|
| 1 | Bowls | 6 | Pens, pencils, seam rippers, etc. |
| 2 | Box, snap lid or threaded | 7 | Seasonal such as ornaments, tree toppers |
| 3 | Hollow vessel | 8 | Segmented work |
| 4 | Household item (rolling pin, salt-pepper mills, utensils, candle holders, etc.) | 9 | Stylized (sculpted or other stylized embellishments) |
| 5 | Jewelry | 10 | Any other wood turned object |

You might note that the Iowa State Fair superintendent has the right to move your submission to the appropriate class if it is improperly submitted.

If you have questions you can call the entry department at 515-262-3111 extension 207.

IowaStateFair

NOTHING
COMPARES

2015 BOOTH VOLUNTEERS NEEDED

PLEASE SIGN UP TO HELP AND JOIN IN THE FUN

Believe it or not the 2015 Iowa State Fair is only 13 weeks or about 90 days away!

Many of you participated in our demonstration booth last year. It was a last minute, first ever opportunity to put on an interactive demonstration in front of an audience of this magnitude. We gained a great deal of experience over the course of eleven days. It was also a great deal of fun to watch young and old rush over to see what was going on when they heard the sound of a spindle roughing gouge applied to a piece of rotating square stock. Items turned during the demonstration were then placed on a table for the audience to purchase. Many times they were spoken for before they came off the lathe. In some cases, custom variations were requested and we accommodated them whenever practical. This year we're hoping for a sizeable inventory of member pre-turned projects to sell as well.



The purpose of our involvement is many fold. First, it provides EXPOSURE to a large number of people and SHOWS what WOODTURNING is all about. With visual aids we can TEACH how we get bowl blanks and spindle stock from harvested tree logs. We answer visitor questions and furnish information about woodturning organizations. It provides RECRUITMENT opportunities for membership in our Chapter as well as other Chapters around the state. Visitors have the opportunity to purchase hand crafted woodturned items for themselves or as gifts, which extends our reach as they are shared with friends and relatives of the buyer. At the same time the sales provide REVENUE for the Iowa State Fair (15%), the State of Iowa (6%) as well as our own treasury. It helps fund the growth of our Chapter and support future educational, training and support activities. This is all done in a setting where a wide variety of woodturned items are displayed on the viewing floor and compete for the judges ribbons.

So come join the fun. We need to fill over 66 slots for booth duty at the fair. That's only furnishing two people per shift (three 4 hour shifts a day for eleven fair days). For the morning and afternoon shifts, often 3 or 4 people are needed, especially on weekends when traffic is heavy. **August 13th to August 23rd**, shifts are **9 - 1**, **1 - 5** and **5 - 9**. Contact Dick at dmeuler@gmail.com or 991-8111 to volunteer for booth duty time at the fair. Sign up early to get the days and shifts that best fit your schedule. ③ [\(Sign-up for 9 thru 5 double shift and get free admission ticket\)](#)

WORDS TO TURN BY - Some Light Along the Path

Reprinted with permission of author Robert Gulley. rgulley@wood-elegance.com Originally appeared in Woodturning Design

Woodturning has its own language, like every field of endeavor. Some words and concepts may be familiar depending on one's background in woodworking, but many of the terms are specialized, and frankly, a bit strange-sounding! FINAL - continued from the April meeting bulletin.

Tailstock - The tailstock is the movable assembly opposite of the headstock which slides along the bed and provides support for workpieces. The tailstock has a locking mechanism to keep it secured to the lathe bed, as well as a means for allowing the wood to spin while applying pressure to the wood. Something to consider when buying a lathe is the ease with which you can secure the wood and release it. Some lathes have short clamp/handle combinations which are hard to secure and release.



Tear-out - Tear-out is the result of uneven cutting across the surface of wood which has caused fibers to be torn rather than cut. The wood fibers are basically like straws which can stretch and then snap back below the surface of the wood. A common misconception concerning tear-out is that it leaves a raised surface. In reality it is the opposite—the fibers which have been torn are below the surface, which means more wood must be removed to smooth the surface.

Often the cause of tear-out is a dull tool, but can be caused by soft spots, knots or burls, or other imperfections in the wood.

Tool Rest - The tool rest is an adjustable part of the lathe (usually in the shape of a 'T') which fits into the banjo and provides support for the turning tool. Tool rests are extremely important because they must support the tool while encountering significant downward force as the wood is spinning. When looking for a lathe make sure the tool rest and banjo combination work well and that the controls are easy to



operate. The tool rest must be able to be raised and lowered freely when needed, as well as be of sufficient size to prevent frequent adjustment. Turners typically acquire two or three tool rests to accommodate differently sized pieces of wood.



Wrapping it up - I am quite sure there are terms you will encounter which I have not covered in this series, especially since different folks and even different countries have varying terms for tools, cuts, and wood properties. Stay safe, have fun, and keep those shavings flying!

When Rude Osolnik was asked, "Rude, how do I become a good turner?", Rude replied, "Stand at the Lathe."

MEETING DEMONSTRATORS NEEDED – We need to add to our group of monthly demonstrators. Maybe you have a favorite turning you enjoy making and have figured out ways to do it efficiently. Why not share your experience and knowledge with fellow members? Step up and show your stuff.

Running a chapter our size is easy work when enough interested parties put their heads together and pitch in to work as a team. We have an incredible core group but would like to include you if you enjoy the camaraderie that goes along with working with others who have similar interests. And we learn a great deal from one another as well. Give a call to chat about it. You'll be glad you did! (Call Jack Rolison 641-683-5647 or Dick at 991-8111 or e-mail dmwoodturners@gmail.com)



Jack Rolison

MEMBER BUY-SELL SERVICE – Do you have woodturning or woodworking related items you want to buy or sell? Send an e-mail with particulars to dmwoodturners@gmail.com and we'll send it out to all members with e-mail addresses on record.

WOODTURNER QUIZ – Which of the following are internationally known woodturners & demonstrators? Richard Raffan, Nick Cook, Mort Bedan, Bob Rosand, Mike Mahoney, Joe Parting, Malcom Tibbets, Bonnie Klein, James Flutes, David Ellsworth, Jimmy Clewes, Bob Skewer, Glen Lucas, Trent Bosch and Tom Hollower. (Answers on Page 7 under **WHAT'S AHEAD**)

CHAPTER DIRECT WEB LINKS – Below are a few direct links to our new Chapter web site.

- 🔴 Calendar of Events - http://www.dmwoodturners.com/?page_id=2
- 🔴 Woodturning Article and Plan Links - http://www.dmwoodturners.com/?page_id=90
- 🔴 Chapter Library contents - http://www.dmwoodturners.com/?page_id=84
- 🔴 Contact board members and volunteers - http://www.dmwoodturners.com/?page_id=126

Taxes & Giving (Source: http://www.smartgivers.org/taxes_and_giving)

Make sure your contribution is tax-deductible. All 501(c)(3) organizations can accept contributions and offer donors a tax deduction to the full extent of the law. Make sure to ask an organization if they are a 501(c)(3) organization before you make a donation.

How to receive tax-deductions for your charitable donations: To claim deductions, you'll need to fill out the tax form 1040 (the long form, which allows you to itemize deductions on Schedule A). You can find it at the IRS website. You don't receive any tax breaks if you fill out the short form or take standard deductions.



Gifts of clothing or household items (equipment, tools, accessories, books, videos) will be deductible only if the items are in "good used condition or better." Single items for which the donor has received a qualified appraisal and taken a deduction of more than \$500 are not subject to this rule. Nor are food, paintings, antiques, art objects, jewelry, or collections.

Contributions of cash, checks, or other monetary gifts, regardless of amount, must be substantiated by a bank record or a written communication from the charity showing the name of the charity, the date of the contribution, and the amount.

Gifts of stocks and other securities: The best stocks to donate are those that have increased in value and that you've held for more than a year, particularly those producing a low yield. In order to preserve tax advantages, it is critical that the securities themselves are transferred to an organization rather than proceeds from a sale.

Appreciated Securities or Mutual Funds- If you donate securities that have increased in value, you pay no capital gains tax and are entitled to a charitable deduction for the full fair market value of the stock.

Depreciated Securities- Rather than contributing depreciated stock, sell the stock and contribute the cash for a charitable deduction.

Deductions for volunteering: Although you can't deduct the value of time or services donated to an organization, you can deduct any costs that are incurred during volunteering, such as gas mileage or the cost of a volunteer uniform.



Donations to Des Moines Woodturners Inc., a 501(c)(3) non-profit organization, are 100% tax deductible. Please consider us in your estate and tax planning.



REMINDER – NEW WEBSITE & E-MAIL ADDRESS

Web Site: <http://www.dmwoodturners.com>
E-mail: dmwoodturners@gmail.com



*Don't miss this
Midwest program!*



*Clip and Save
Clip and Save*

JIMMY CLEWES DEMO

Saturday, July 11, Lincoln, NE

See world class woodturner Jimmy Clewes right here in the Midwest. Plan a fun weekend trip to Lincoln and take in his entertaining and educational demonstration.

Back to Basics Bowl Turning showing Tool and Process Technique

I explain and show you how I turn a bowl. I will show you a very simple way of how to get a curve every time! My method of showing seems logical to me but very few people use it. All will be explained in the demo; even the seasoned bowl turners will learn something.

Platter including Design and Ergonomics, also Colored Rimmed Platter

Probably my favorite turning to make. We discuss ergonomics, shape, form, and how the bowl gauge is sharpened and its use. The draw cut, push cut, micro bevel, shear cut, and the wing cut. The coloring adds a real aesthetic quality to the piece. You will like it or hate it, but done well and on the right piece of wood can look awesome.

Scorched Ash Bowl with Colored Lid

A simple turned ash curved bowl with a slight turned over rim, which is then scorched and textured to emphasize the grain.

The lid is colored maple with a simple handle to compliment the simple curves of the bowl. I will show one of my coloring techniques.

Square Oriental Box

A square version of my original rectangular winged box. This piece needs to be turned fast in order to cut the corners cleanly. Tool control and position of bevel on the bowl gauge is equally important as is where to leave support in order to cut the wings. The base eventually ends up as a box and with the addition of a square cut lid with a handle the overall piece can be very aesthetic depending on proportion. I will explain in detail the whole process from start to finish.

We now have firmed up the lodging at Hilton Garden Inn in downtown Lincoln, easy to get to off I-80 and 10 minutes from the DEMO site. The address is 801 R Street in the Haymarket area, an old part of Lincoln that has been refurbished with great restaurants and shopping. When making a reservation make sure to indicate that you are with a "Great Plains Woodturners Group" and you will get a reduced rate of \$119. The Hilton Garden Inn is holding rooms for Friday and Saturday evening, if people wish to stay overnight.

The DEMO will be held on Saturday, July 11, 2015 at Kurth Contracting, 3901 South 6th Street beginning at 9:00 am and concluding at 4:00 pm.

If you have additional questions, contact Elmer H. Miller at (402) 525-2785 or e-mail ehjkmiller@gmail.com


AMERICAN ASSOCIATION of WOODTURNERS (AAW) - If you are an avid woodturner, we would recommend an AAW membership because it offers you many woodturning resources including access to all previous issues of American Woodturner, the AAW Journal of articles, plans and woodturning techniques, six NEW issues of American Woodturner a year along PLUS six issues of the digital Woodturning FUNDamentals and many other learning resources and opportunities.

Get involved with **YOUR** Woodturning Chapter and get more Bang for your Bucks!!

AAW Members only – Woodturning FUNDamentals – May 2015, Issue 4-3
 Bi-monthly digital publication of the American Association of Woodturners

The May issue of our Woodturning FUNDamentals digital publication will be published for all members on May 10th. Our use of video to complement project and tip features is expanding. The May issue offers a number of articles that exemplify this with practical and informative features with broad appeal:

- Projects** - Turning a Bottle Stopper, Turning Pail Handles, Tool Rack Project, Old German-Style Top
- Tips** - Finishing Options for Woodturners, Simple Photo Gear, Snagging, Pinching, and Crushing Fingers, Sandpaper Tip, Sandpaper Rack, Shopmade Faceplate
- Videos** - Tip for Safely Transporting Your Tools, Tips for Bleaching Wood



Members Log-In and see all the FREE FUNDamentals digital booklets at:

<http://www.woodturner.org/?page=FUNDamentalsRes>

AAW Members Only – All Journals are available as PDF documents. Just head to this link:

<http://www.woodturner.org/?page=JournalArchivesLand>

AAW 2015 INTERNATIONAL WOODTURNING SYMPOSIUM - Members might want to plan to attend the 29th annual AAW International Woodturning Symposium being held in Pittsburgh, Pennsylvania from June 25th through 28th, 2015. Plans are coming together nicely for this to be one of the best attended, information-packed woodturning symposia ever presented!! A great line-up of well-known international demonstrators as well as many of the favorite woodturning demonstrators from the USA and Canada are featured. This the largest woodturning event held each year, with accompanying learning opportunities in all aspects of woodturning. Visit the largest woodturning-related trade show of any woodturning event in the world, and browse the largest Instant Gallery of participant's turned pieces that are shown at each symposium. Registration information will be available shortly via the AAW web site, however the full 3-day registration fee will be about \$ 325, which includes admission to all demonstration sessions, admission to all art exhibitions related to the Symposium, Instant Gallery, and Trade Show. For more information about the 2015 AAW Symposium, see: <http://www.woodturner.org/?page=2015Pittsburgh>

What's Ahead

- ☒ Wed July 1, 2015 – deadline for buying State Fair project entry tickets.
- ☒ Saturday, August 8, 2015 – State Fair entries dropped off.
- ☒ Thursday, Aug 13th to Sunday, Aug 23rd - Iowa State Fair DMWT demo booth in Cultural Bldg, 2nd FL, north end
- ☒ Saturday, September 12, 2015 – Next monthly demo meeting at Woodsmith

Below are some of the internationally known woodturners:

Richard Raffan, Nick Cook, Bob Rosand, Mike Mahoney, Malcom Tibbets, Bonnie Klein, David Ellsworth, Jimmy Clewes, Glen Lucas, Trent Bosch

(Five have done woodturning seminars for the Chapter here in Des Moines? Which ones?)



Turn to your Passion

<http://www.woodturner.org/>

American Association of Woodturners
 222 Landmark Center, 75 5th Street W, Saint Paul MN 55102
 651-484-9094 inquiries@woodturner.org

**Des Moines Woodturners, Inc.
 AAW Chapter 158**

E-mail: dmwoodturner@gmail.com

Web: <http://dmwoodturner.wordpress.com>

2015 OFFICERS

President	Dick Meuler	991-8111
Vice President	Daniel Henderson	712-249-8888
Secretary	Donna Byers	360-5894
Treasurer	Jim Hogue	515-462-3971

2015 BOARD MEMBERS

Education Chair	Rob Beattie	282-4532
Program Chair	Jack Rolison	641-683-5647

2015 VOLUNTEERS

A-V Producer	Mark Foust, Asst Daniel Henderson	
Educ/Sfty Asst	Chuck Dowler	
Greeter	Vikki Morain, Asst Donna Byers	
Librarian	Don Skarin	
	Assistants: Nate Gibson and Larry Beltrame	
Maintenance	Dave Yearian and LeRoy Monson	
Refreshments	Tom Baker, Asst Dan England	
Webmaster	Jim Bergeson	

Membership Brochure – Click Link

http://dmwoodturner.files.wordpress.com/2013/12/dmwtbroch_tri-fold_2015.pdf

DISCOUNT SUPPLIER INFO

Woodsmith Store at 10320 Hickman Road, Clive offers 10% discount to all members with the exception of sale items and power tools or things with a cord. If you're in doubt, ask a sales associate. M-F 9 to 7, Sat 9-5, Sun 11-4 Phone: 254-9494



Tandy Leather Factory at 5041 NE 14th St., Des Moines offers near 50% discounts on non-sale items such as dyes, adhesives, leather, leather making supplies, tooling and lots more. Current hours are 9 till 6 Mon thru Fri and 9 till 4 on Sat. Phone: 265-6521



True Value Hardware at 63rd and Grand in WDM offers a 10% discount on most non-sale items. If you're in doubt, ask a sales associate. Store is known for having nearly anything you'd ever want especially in the hardware and fastener area. Hours Mon thru Fri 7 to 8, Saturday 7 to 6 and Sunday 9 to 5. Phone: 279-9905.

Before they ring you up, show suppliers above your **Des Moines Woodturners** membership card.

BUY LOCAL when you can, Mail Order when you have no other choice!!

Hartville Tool - <http://www.hartvilletool.com/> 800-345-2396 15% discount off regularly priced items. Free shipping on all orders, no minimum purchase. See following link for ordering instructions.
<http://www.dmwoodturners.com/wp-content/uploads/2015/03/hartville-tool-club-discount-program-buying-instructions.pdf>

Woodcraft - 8645 Bluejacket Road, Lenexa, KS 66214, Phone: (913) 599-2800,
Email: kansas-retail@woodcraft.com WEB: <http://www.woodcraft.com/stores/store.aspx?id=316>
10% discount supplier for woodturning tools, supplies & accessories not sold locally. Show your DMWT membership card in store for discount on most items except tools with a cord or battery and other selected premium and sale items. Only valid for in-store purchases.

Have other favorite suppliers you'd like added? E-mail us at: dmwoodturners@gmail.com

BEST WOODTURNER ATTENDANCE – According to attendance records kept by logging nametags dropped in the basket after meetings, the following 9 members have 100% attendance for the period from September 2014 through April 2015: Tom Baker, Rob Beattie, Donna Byers, Peter DeWald, Rick Hutcheson, Gary Kelly, Dick Meuler, Peggy Smith and Walter Smith. An additional 18 members only missed one meeting equating to an 88% attendance. Good Job!!

*"Experience is the name everyone gives their mistakes."
Elbert Hubbard*

⑧



Des Moines Woodturners Inc.
10050 NE University Ave.
Runnells, IA 50237